

The Pythagorean Theorem

Name: _____ Date: _____ Score: _____ / 18

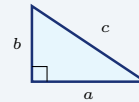
Quick Review and Helpful Hints

In a right triangle, $a^2 + b^2 = c^2$, where a and b are the legs and c is the hypotenuse (the side opposite the right angle, always the longest). To find the hypotenuse, add the squares of the legs and take the square root. To find a leg, subtract: $b^2 = c^2 - a^2$.

▷ **Example:** A right triangle has legs 3 and 4. Find the hypotenuse.

Work: Use $a^2 + b^2 = c^2$: $3^2 + 4^2 = 9 + 16 = 25$. The hypotenuse is the square root, $\sqrt{25}$.

★ **Answer:** 5

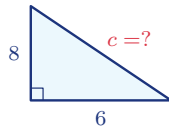


$$a^2 + b^2 = c^2$$

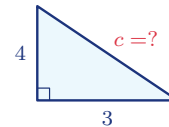
◆ **Practice Problems**

Use each right-triangle diagram to find the missing side. Simplify radicals.

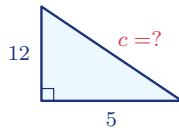
1. Find the hypotenuse.



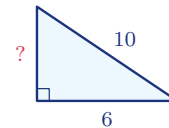
5. Find the hypotenuse.



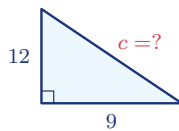
2. Find the hypotenuse.



6. Find the missing leg.



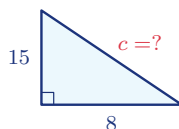
3. Find the hypotenuse.



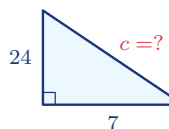
7. Find the missing leg.



4. Find the hypotenuse.



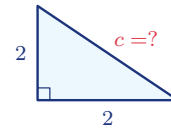
8. Find the hypotenuse.



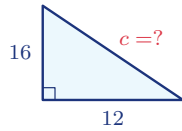
9. Find the missing leg.



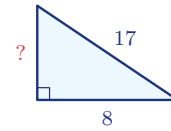
12. Find the hypotenuse.



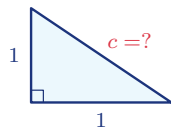
10. Find the hypotenuse.



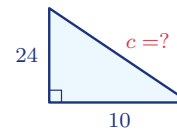
13. Find the missing leg.



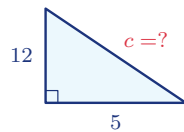
11. Find the hypotenuse.



14. Find the hypotenuse.



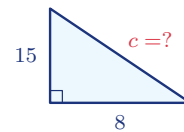
◆ Word Problems



15. A ladder's base is 5 ft from a wall and it reaches 12 ft up. How long is the ladder?

Use $a^2 + b^2 = c^2$

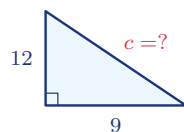
Work: _____



17. A right triangle has legs 8 and 15. Find the hypotenuse.

Use $a^2 + b^2 = c^2$

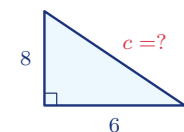
Work: _____



16. A rectangular field is 9 m by 12 m. How long is the diagonal walk across it?

Use $a^2 + b^2 = c^2$

Work: _____



18. A wire runs from the top of an 8-ft pole to a point 6 ft from its base. How long is the wire?

Use $a^2 + b^2 = c^2$

Work: _____



Answer Keys

- | | | |
|------------------------------------|--------------------------------------|--|
| 1. <input type="text" value="10"/> | 7. <input type="text" value="12"/> | 13. <input type="text" value="15"/> |
| 2. <input type="text" value="13"/> | 8. <input type="text" value="25"/> | 14. <input type="text" value="26"/> |
| 3. <input type="text" value="15"/> | 9. <input type="text" value="12"/> | 15. <input type="text" value="13 ft"/> |
| 4. <input type="text" value="17"/> | 10. <input type="text" value="20"/> | 16. <input type="text" value="15 m"/> |
| 5. <input type="text" value="5"/> | 11. <input type="text" value="√2"/> | 17. <input type="text" value="17"/> |
| 6. <input type="text" value="8"/> | 12. <input type="text" value="2√2"/> | 18. <input type="text" value="10 ft"/> |

Step-by-Step Explanations

1. Start by naming the process: For a right triangle, use $a^2 + b^2 = c^2$ and solve for the missing side. The setup/work is Use $a^2 + b^2 = c^2$: $6^2 + 8^2 = 36 + 64 = 100$. The hypotenuse is $\sqrt{100} = 10$. So the final answer is 10.

2. A good way to think about this is: For a right triangle, use $a^2 + b^2 = c^2$ and solve for the missing side. The setup/work is $5^2 + 12^2 = 25 + 144 = 169$, so $c = \sqrt{169} = 13$. So the final answer is 13.

3. Step by step: For a right triangle, use $a^2 + b^2 = c^2$ and solve for the missing side. The setup/work is $9^2 + 12^2 = 81 + 144 = 225$, so $c = \sqrt{225} = 15$. So the final answer is 15.

4. Take it one move at a time: For a right triangle, use $a^2 + b^2 = c^2$ and solve for the missing side. The setup/work is $8^2 + 15^2 = 64 + 225 = 289$, so $c = \sqrt{289} = 17$. So the final answer is 17.

5. Start by naming the process: For a right triangle, use $a^2 + b^2 = c^2$ and solve for the missing side. The setup/work is $3^2 + 4^2 = 9 + 16 = 25$, so $c = \sqrt{25} = 5$. So the final answer is 5.

6. A good way to think about this is: For a right triangle, use $a^2 + b^2 = c^2$ and solve for the missing side. The setup/work is To find a leg, subtract: $10^2 - 6^2 = 100 - 36 = 64$, so the leg is $\sqrt{64} = 8$. So the final answer is 8.

7. Step by step: For a right triangle, use $a^2 + b^2 = c^2$ and solve for the missing side. The setup/work is $13^2 - 5^2 = 169 - 25 = 144$, so the leg is $\sqrt{144} = 12$. So the final answer is 12.

8. Take it one move at a time: For a right triangle, use $a^2 + b^2 = c^2$ and solve for the missing side. The setup/work is $7^2 + 24^2 = 49 + 576 = 625$, so $c = \sqrt{625} = 25$. So the final answer is 25.

9. Start by naming the process: For a right triangle, use $a^2 + b^2 = c^2$ and solve for the missing side. The setup/work is $15^2 - 9^2 = 225 - 81 = 144$, so the leg is $\sqrt{144} = 12$. So the final answer is 12.

10. A good way to think about this is: For a right triangle, use $a^2 + b^2 = c^2$ and solve for the missing side. The setup/work is $12^2 + 16^2 = 144 + 256 = 400$, so $c = \sqrt{400} = 20$. So the final answer is 20.

11. Step by step: For a right triangle, use $a^2 + b^2 = c^2$ and solve for the missing side. The setup/work is $1^2 + 1^2 = 2$, so $c = \sqrt{2}$ (already in simplest form). So the final answer is $\sqrt{2}$.

12. Take it one move at a time: For a right triangle, use $a^2 + b^2 = c^2$ and solve for the missing side. The setup/work is $2^2 + 2^2 = 8$, so $c = \sqrt{8} = 2\sqrt{2}$. So the final answer is $2\sqrt{2}$.

13. Start by naming the process: For a right triangle, use $a^2 + b^2 = c^2$ and solve for the missing side. The setup/work is $17^2 - 8^2 = 289 - 64 = 225$, so the leg is $\sqrt{225} = 15$. So the final answer is 15.

14. A good way to think about this is: For a right triangle, use $a^2 + b^2 = c^2$ and solve for the missing side. The setup/work is $10^2 + 24^2 = 100 + 576 = 676$, so $c = \sqrt{676} = 26$. So the final answer is 26.

15. Step by step: For a right triangle, use $a^2 + b^2 = c^2$ and solve for the missing side. The setup/work is The wall height and the base distance are the legs: $5^2 + 12^2 = 25 + 144 = 169$, so the ladder is $\sqrt{169} = 13$ ft. So the final answer is 13 ft.

16. Take it one move at a time: For a right triangle, use $a^2 + b^2 = c^2$ and solve for the missing side. The setup/work is The diagonal is the hypotenuse: $9^2 + 12^2 = 81 + 144 = 225$, so $\sqrt{225} = 15$ m. So the final answer is 15 m.

17. Start by naming the process: For a right triangle, use $a^2 + b^2 = c^2$ and solve for the missing side. The setup/work is $8^2 + 15^2 = 64 + 225 = 289$, so the hypotenuse is $\sqrt{289} = 17$. So the final answer is 17.

18. A good way to think about this is: For a right triangle, use $a^2 + b^2 = c^2$ and solve for the missing side. The setup/work is The pole height and the ground distance are the legs: $8^2 + 6^2 = 64 + 36 = 100$, so the wire is $\sqrt{100} = 10$ ft. So the final answer is 10 ft.



Want Even More TSIA2 Math Practice?



The Most Comprehensive TSIA2 Math Preparation Bundle

Prep books, workbooks, and full-length practice tests

Complete review, detailed explanations, and realistic test practice



Scan Me

Prep Books
Workbooks
Practice Tests

Important: These TSIA2 Math resources are made for extra practice after the worksheet. Scan the QR code above for the complete TSIA2 Math preparation bundle.

Skill Review

- ✓ Builds number sense, algebra, geometry, and data skills
- ✓ Supports steady review before the TSIA2 test
- ✓ Great for tutoring, homework, and independent practice

Build the foundation.

Test Practice

- ✓ Full-length practice tests for realistic pacing
- ✓ Detailed answer explanations for every question
- ✓ Useful after students finish topic worksheets

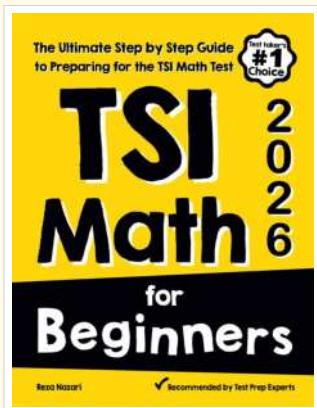
Practice with purpose.

Confidence

- ✓ Turns mistakes into targeted review
- ✓ Helps students see progress over time
- ✓ Keeps TSIA2 preparation organized and calm

Move forward prepared.

STUDENT FAVORITE • Master TSIA2 Math From the Ground Up



TSI Math for Beginners

The Ultimate Step-by-Step Guide to Preparing for the TSI Math Test

Written by a top math teacher and aligned with the latest TSIA2 Math test. From fractions and percents to algebra and geometry — explained the easy way.

- ✓ **Complete coverage** of every TSIA2 Math topic — perfect companion to these worksheets
- ✓ **Step-by-step explanations** with worked examples on every topic
- ✓ **QR codes in every chapter** for free video lessons & bonus practice
- ✓ **2 full-length practice tests** with detailed answer keys
- ✓ Perfect for self-study or the classroom

* **STUDENT'S #1 CHOICE**

Teacher-recommended • trusted TSIA2

prep

→ **DOWNLOAD INSTANTLY**



Scan Me

Instant download • any device

□ **FIND ON AMAZON**



Scan Me

Paperback on Amazon

Pair these free worksheets with *TSI Math for Beginners* and you have a complete self-paced TSIA2 Math path — concept lessons, daily practice, and full exam-style reviews. → EffortlessMath.com