

Cubes

Name: _____ Date: _____ Score: _____ / 18

Quick Review and Helpful Hints

A cube has all edges the same length s . Its *volume* is $V = s^3$ (edge cubed), and its *surface area* is $SA = 6s^2$ (six identical square faces). Use cubic units for volume and square units for surface area.

► **Example:** Find the volume of a cube with edge 4 cm.

Work: Volume is the edge cubed: $V = s^3 = 4^3 = 4 \times 4 \times 4$.

★ **Answer:** 64 cm^3

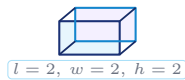


$V = s^3, SA = 6s^2.$

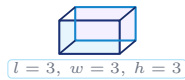
Practice Problems

Use each cube diagram to find the volume or surface area, as directed.

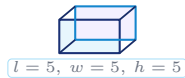
1. Find the volume.



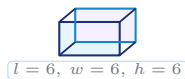
2. Find the volume.



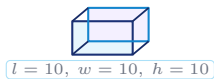
3. Find the volume.



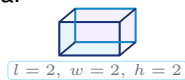
4. Find the volume.



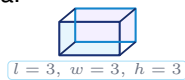
5. Find the volume.



6. Find the surface area.



7. Find the surface area.



8. Find the surface area.



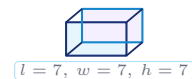
9. Find the surface area.



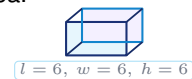
10. Find the volume.



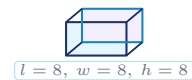
11. Find the volume.



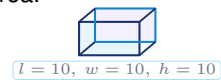
12. Find the surface area.



13. Find the volume.



14. Find the surface area.



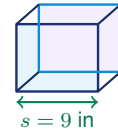


◆ Word Problems

15. A classroom storage bin is a cube with inside edges of 9 inches. How many cubic inches of supplies can it hold?

Formula to use: $V = s^3$

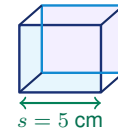
Work: _____



16. A gift shop wraps a cube-shaped box with 5-cm edges. Ignoring overlap, how many square centimeters of paper are needed?

Formula to use: $SA = 6s^2$

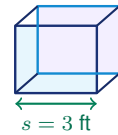
Work: _____



17. A small cube aquarium has inside edges of 3 feet. How many cubic feet of water fit when it is filled to the top?

Formula to use: $V = s^3$

Work: _____



18. A game designer paints every face of a cube die with edge length 2 cm. How many square centimeters are painted?

Formula to use: $SA = 6s^2$

Work: _____



Answer Keys

- | | | |
|--------------------------------------|--------------------------------------|---|
| 1. <input type="text" value="8"/> | 7. <input type="text" value="54"/> | 13. <input type="text" value="512"/> |
| 2. <input type="text" value="27"/> | 8. <input type="text" value="150"/> | 14. <input type="text" value="600"/> |
| 3. <input type="text" value="125"/> | 9. <input type="text" value="96"/> | 15. <input type="text" value="729 in<sup>3</sup>"/> |
| 4. <input type="text" value="216"/> | 10. <input type="text" value="1"/> | 16. <input type="text" value="150 cm<sup>2</sup>"/> |
| 5. <input type="text" value="1000"/> | 11. <input type="text" value="343"/> | 17. <input type="text" value="27 ft<sup>3</sup>"/> |
| 6. <input type="text" value="24"/> | 12. <input type="text" value="216"/> | 18. <input type="text" value="24 cm<sup>2</sup>"/> |

Step-by-Step Explanations

1. Start by naming the process: Read what the problem is asking, choose the matching rule, write the setup, and then simplify one step at a time. The setup/work is The volume of a cube is the edge cubed: $2^3 = 8$. So the final answer is 8.

2. A good way to think about this is: Read what the problem is asking, choose the matching rule, write the setup, and then simplify one step at a time. The setup/work is $3^3 = 27$. So the final answer is 27.

3. Step by step: Read what the problem is asking, choose the matching rule, write the setup, and then simplify one step at a time. The setup/work is $5^3 = 125$. So the final answer is 125.

4. Take it one move at a time: Read what the problem is asking, choose the matching rule, write the setup, and then simplify one step at a time. The setup/work is $6^3 = 216$. So the final answer is 216.

5. Start by naming the process: Read what the problem is asking, choose the matching rule, write the setup, and then simplify one step at a time. The setup/work is $10^3 = 1000$. So the final answer is 1000.

6. A good way to think about this is: Read what the problem is asking, choose the matching rule, write the setup, and then simplify one step at a time. The setup/work is Surface area is 6 times one square face: $6(2^2) = 6(4) = 24$. So the final answer is 24.

7. Step by step: Read what the problem is asking, choose the matching rule, write the setup, and then simplify one step at a time. The setup/work is $6(3^2) = 6(9) = 54$. So the final answer is 54.

8. Take it one move at a time: Read what the problem is asking, choose the matching rule, write the setup, and then simplify one step at a time. The setup/work is $6(5^2) = 6(25) = 150$. So the final answer is 150.

9. Start by naming the process: Read what the problem is asking, choose the matching rule, write the setup, and then simplify one step at a time. The setup/work is $6(4^2) = 6(16) = 96$. So the final answer is 96.

10. A good way to think about this is: Read what the problem is asking, choose the matching rule, write the setup, and then simplify one step at a time. The setup/work is $1^3 = 1$ – a single unit cube. So the final answer is 1.

11. Step by step: Read what the problem is asking, choose the matching rule, write the setup, and then simplify one step at a time. The setup/work is $7^3 = 343$. So the final answer is 343.

12. Take it one move at a time: Read what the problem is asking, choose the matching rule, write the setup, and then simplify one step at a time. The setup/work is $6(6^2) = 6(36) = 216$. So the final answer is 216.

13. Start by naming the process: Read what the problem is asking, choose the matching rule, write the setup, and then simplify one step at a time. The setup/work is $8^3 = 512$. So the final answer is 512.

14. A good way to think about this is: Read what the problem is asking, choose the matching rule, write the setup, and then simplify one step at a time. The setup/work is $6(10^2) = 6(100) = 600$. So the final answer is 600.

15. Step by step: Read what the problem is asking, choose the matching rule, write the setup, and then simplify one step at a time. The setup/work is Volume = $9^3 = 729$ cubic inches. So the final answer is 729 in³.

16. Take it one move at a time: Read what the problem is asking, choose the matching rule, write the setup, and then simplify one step at a time. The setup/work is Wrapping paper covers the surface: $6(5^2) = 150$ square cm. So the final answer is 150 cm².

17. Start by naming the process: Read what the problem is asking, choose the matching rule, write the setup, and then simplify one step at a time. The setup/work is Volume = $3^3 = 27$ cubic feet. So the final answer is 27 ft³.

18. A good way to think about this is: Read what the problem is asking, choose the matching rule, write the setup, and then simplify one step at a time. The setup/work is Surface area = $6(2^2) = 24$ square cm. So the final answer is 24 cm².



Want Even More TSIA2 Math Practice?



The Most Comprehensive TSIA2 Math Preparation Bundle

Prep books, workbooks, and full-length practice tests

Complete review, detailed explanations, and realistic test practice



Scan Me

Prep Books
Workbooks
Practice Tests

Important: These TSIA2 Math resources are made for extra practice after the worksheet. Scan the QR code above for the complete TSIA2 Math preparation bundle.

Skill Review

- ✓ Builds number sense, algebra, geometry, and data skills
- ✓ Supports steady review before the TSIA2 test
- ✓ Great for tutoring, homework, and independent practice

Build the foundation.

Test Practice

- ✓ Full-length practice tests for realistic pacing
- ✓ Detailed answer explanations for every question
- ✓ Useful after students finish topic worksheets

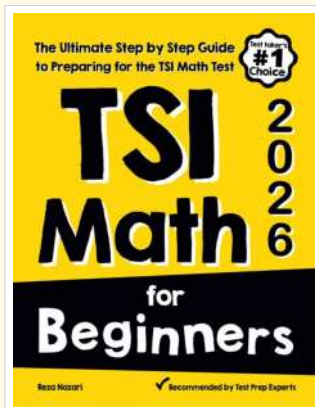
Practice with purpose.

Confidence

- ✓ Turns mistakes into targeted review
- ✓ Helps students see progress over time
- ✓ Keeps TSIA2 preparation organized and calm

Move forward prepared.

STUDENT FAVORITE • Master TSIA2 Math From the Ground Up



TSI Math for Beginners

The Ultimate Step-by-Step Guide to Preparing for the TSI Math Test

Written by a top math teacher and aligned with the latest TSIA2 Math test. From fractions and percents to algebra and geometry — explained the easy way.

- ✓ **Complete coverage** of every TSIA2 Math topic — perfect companion to these worksheets
- ✓ **Step-by-step explanations** with worked examples on every topic
- ✓ **QR codes in every chapter** for free video lessons & bonus practice
- ✓ **2 full-length practice tests** with detailed answer keys
- ✓ Perfect for self-study or the classroom

* **STUDENT'S #1 CHOICE**

Teacher-recommended • trusted TSIA2

prep

→ **DOWNLOAD INSTANTLY**



Scan Me

Instant download • any device

□ **FIND ON AMAZON**



Scan Me

Paperback on Amazon

Pair these free worksheets with *TSI Math for Beginners* and you have a complete self-paced TSIA2 Math path — concept lessons, daily practice, and full exam-style reviews. → [EffortlessMath.com](https://www.EffortlessMath.com)