

Similarity and Ratios

Name: _____ Date: _____ Score: _____ / 24

Quick Review and Helpful Hints

Similar figures have the same shape but different sizes. Their corresponding (matching) sides are in proportion – they share one common ratio called the *scale factor*. To find a missing side, set up a proportion of corresponding sides and cross-multiply.

▷ **Example:** Two triangles are similar. The small one has a side of 3 matching a side of 9 in the large one. If the small one also has a side of 4, find the matching side. **Work:** Set up a proportion of corresponding sides: $\frac{3}{9} = \frac{4}{x}$. Cross-multiply: $3x = 9 \cdot 4 = 36$, so $x = 12$.



Corresponding sides share the ratio $\frac{3}{9} = \frac{4}{12}$.

★ **Answer:** $x = 12$

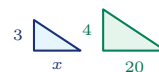
Practice Problems

Use the similar figures shown. Set up a proportion and solve for the missing side.

1. Find x : $\frac{2}{6} = \frac{5}{x}$.



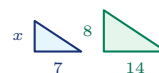
7. Find x : $\frac{x}{20} = \frac{3}{4}$.



2. Find x : $\frac{3}{12} = \frac{4}{x}$.



8. Find x : $\frac{7}{14} = \frac{x}{8}$.



3. Find x : $\frac{4}{10} = \frac{6}{x}$.



9. Find x : $\frac{10}{25} = \frac{6}{x}$.



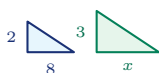
4. Find x : $\frac{5}{15} = \frac{x}{9}$.



10. Find x : $\frac{9}{12} = \frac{x}{20}$.



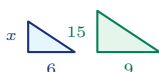
5. Find x : $\frac{8}{x} = \frac{2}{3}$.



11. Find x : $\frac{4}{x} = \frac{6}{9}$.



6. Find x : $\frac{6}{9} = \frac{x}{15}$.



12. Find x : $\frac{5}{8} = \frac{15}{x}$.

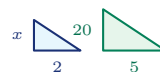




13. Find x : $\frac{12}{8} = \frac{x}{6}$.



14. Find x : $\frac{2}{5} = \frac{x}{20}$.



◆ Word Problems

15. Similar triangles: 4 cm matches 12 cm. If another small side is 5 cm, find the matching large side.



16. A 6-ft man casts a 4-ft shadow. A tree casts a 20-ft shadow. How tall is the tree?

17. A scale drawing has 3 in for 18 ft. What real length does 5 in represent?

18. Similar rectangles: the smaller is 8 cm by 5 cm. The larger matching long side is 24 cm. Find the larger short side.



19. On a map, 2 inches represent 50 miles. How many miles are represented by 7 inches?

20. A 4 in by 6 in photo is enlarged so the 4-in side becomes 10 in. Find the new length of the 6-in side.



21. A model truck uses a scale where 1 inch on the model represents 24 inches on the real truck. If the model is 7 inches long, how long is the real truck?

22. A 4-ft mailbox casts a 3-ft shadow. At the same time, a flagpole casts an 18-ft shadow. How tall is the flagpole?

23. A floor plan shows a 12-ft wall as 3 inches. On the same plan, how long should a 16-ft wall be?

24. Two similar signs have matching widths 5 ft and 15 ft. If the smaller sign's perimeter is 26 ft, find the larger sign's perimeter.



Answer Keys

- | | | | |
|-------------|--------------|-------------|---------------|
| 1. $x = 15$ | 7. $x = 15$ | 13. $x = 9$ | 19. 175 miles |
| 2. $x = 16$ | 8. $x = 4$ | 14. $x = 8$ | 20. 15 in |
| 3. $x = 15$ | 9. $x = 15$ | 15. 15 cm | 21. 168 in |
| 4. $x = 3$ | 10. $x = 15$ | 16. 30 ft | 22. 24 ft |
| 5. $x = 12$ | 11. $x = 6$ | 17. 30 ft | 23. 4 in |
| 6. $x = 10$ | 12. $x = 24$ | 18. 15 cm | 24. 78 ft |

Step-by-Step Explanations

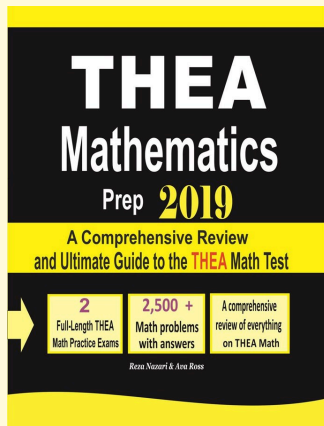
1. Start by naming the process: Read what the problem is asking, choose the matching rule, write the setup, and then simplify one step at a time. The setup/work is Use the matching sides in the diagrams: $\frac{2}{6} = \frac{5}{x}$. Cross-multiply: $2x = 30$, so $x = 15$. So the final answer is $x = 15$.
2. A good way to think about this is: Read what the problem is asking, choose the matching rule, write the setup, and then simplify one step at a time. The setup/work is The matching sides give $\frac{3}{12} = \frac{4}{x}$. Cross-multiply: $3x = 48$, so $x = 16$. So the final answer is $x = 16$.
3. Step by step: Read what the problem is asking, choose the matching rule, write the setup, and then simplify one step at a time. The setup/work is Set corresponding sides equal: $\frac{4}{10} = \frac{6}{x}$. Then $4x = 60$, so $x = 15$. So the final answer is $x = 15$.
4. Take it one move at a time: Read what the problem is asking, choose the matching rule, write the setup, and then simplify one step at a time. The setup/work is Match the first pair and second pair: $\frac{5}{15} = \frac{x}{9}$. Cross-multiply: $15x = 45$, so $x = 3$. So the final answer is $x = 3$.
5. Start by naming the process: Read what the problem is asking, choose the matching rule, write the setup, and then simplify one step at a time. The setup/work is Use the same side order across both triangles: $\frac{x}{8} = \frac{2}{3}$. Then $2x = 24$, so $x = 12$. So the final answer is $x = 12$.
6. A good way to think about this is: Read what the problem is asking, choose the matching rule, write the setup, and then simplify one step at a time. The setup/work is The diagrams show $\frac{6}{9} = \frac{x}{15}$. Cross-multiply: $9x = 90$, so $x = 10$. So the final answer is $x = 10$.
7. Step by step: Read what the problem is asking, choose the matching rule, write the setup, and then simplify one step at a time. The setup/work is Corresponding sides give $\frac{x}{20} = \frac{3}{4}$. Cross-multiply: $4x = 60$, so $x = 15$. So the final answer is $x = 15$.
8. Take it one move at a time: Read what the problem is asking, choose the matching rule, write the setup, and then simplify one step at a time. The setup/work is Use $\frac{7}{14} = \frac{x}{8}$. Cross-multiply: $14x = 56$, so $x = 4$. So the final answer is $x = 4$.
9. Start by naming the process: Read what the problem is asking, choose the matching rule, write the setup, and then simplify one step at a time. The setup/work is Matching sides form $\frac{10}{25} = \frac{6}{x}$. Then $10x = 150$, so $x = 15$. So the final answer is $x = 15$.
10. A good way to think about this is: Read what the problem is asking, choose the matching rule, write the setup, and then simplify one step at a time. The setup/work is The proportion is $\frac{9}{12} = \frac{x}{20}$. Cross-multiply: $12x = 180$, so $x = 15$. So the final answer is $x = 15$.
11. Step by step: Read what the problem is asking, choose the matching rule, write the setup, and then simplify one step at a time. The setup/work is Use $\frac{4}{x} = \frac{6}{9}$. Cross-multiply: $6x = 36$, so $x = 6$. So the final answer is $x = 6$.
12. Take it one move at a time: Read what the problem is asking, choose the matching rule, write the setup, and then simplify one step at a time. The setup/work is Corresponding sides give $\frac{5}{8} = \frac{15}{x}$. Then $5x = 120$, so $x = 24$. So the final answer is $x = 24$.
13. Start by naming the process: Read what the problem is asking, choose the matching rule, write the setup, and then simplify one step at a time. The setup/work is Use $\frac{12}{8} = \frac{x}{6}$. Cross-multiply: $8x = 72$, so $x = 9$. So the final answer is $x = 9$.
14. A good way to think about this is: Read what the problem is asking, choose the matching rule, write the setup, and then simplify one step at a time. The setup/work is Use $\frac{2}{5} = \frac{x}{20}$. Cross-multiply: $5x = 40$, so $x = 8$. So the final answer is $x = 8$.
15. Step by step: Read what the problem is asking, choose the matching rule, write the setup, and then simplify one step at a time. The setup/work is Pair up the matching sides in the similar triangles: $\frac{4}{12} = \frac{5}{x}$. Cross-multiply ($4x = 60$) to get $x = 15$ cm. So the final answer is 15 cm.
16. Take it one move at a time: Read what the problem is asking, choose the matching rule, write the setup, and then simplify one step at a time. The setup/work is The person and tree make similar right triangles: $\frac{6}{4} = \frac{h}{20}$. Cross-multiply ($4h = 120$), so the tree is 30 ft tall. So the final answer is 30 ft.
17. Start by naming the process: Read what the problem is asking, choose the matching rule, write the setup, and then simplify one step at a time. The setup/work is The scale drawing keeps the same ratio: $\frac{3}{18} = \frac{5}{x}$. Cross-multiply ($3x = 90$) to get $x = 30$ ft. So the final answer is 30 ft.
18. A good way to think about this is: Read what the problem is asking, choose the matching rule, write the setup, and then simplify one step at a time. The setup/work is Match long side to long side and short side to short side: $\frac{8}{24} = \frac{5}{x}$. Cross-multiply ($8x = 120$), so $x = 15$ cm. So the final answer is 15 cm.
19. Step by step: Read what the problem is asking, choose the matching rule, write the setup, and then simplify one step at a time. The setup/work is Use the map scale as a proportion: $\frac{2}{50} = \frac{7}{x}$. Cross-multiply to get $2x = 350$, so $x = 175$ miles. So the final answer is 175 miles.
20. Take it one move at a time: Read what the problem is asking, choose the matching rule, write the setup, and then simplify one step at a time. The setup/work is The photo scale factor is $10 \div 4 = 2.5$. The matching side becomes $6 \times 2.5 = 15$ inches. So the final answer is 15 in.
21. Start by naming the process: Read what the problem is asking, choose the matching rule, write the setup, and then simplify one step at a time. The setup/work is The model scale is 1 : 24, so multiply the model length by 24: $7 \times 24 = 168$ inches. So the final answer is 168 in.
22. A good way to think about this is: Read what the problem is asking, choose the matching rule, write the setup, and then simplify one step at a time. The setup/work is The mailbox and flagpole make similar triangles with their shadows: $\frac{4}{3} = \frac{h}{18}$. Thus $3h = 72$, so $h = 24$ ft. So the final answer is 24 ft.
23. Step by step: Read what the problem is asking, choose the matching rule, write the setup, and then simplify one step at a time. The setup/work is The scale is 3 inches for 12 feet, so 1 inch represents 4 feet. A 16-ft wall is $16 \div 4 = 4$ inches. So the final answer is 4 in.
24. Take it one move at a time: Read what the problem is asking, choose the matching rule, write the setup, and then simplify one step at a time. The setup/work is The matching widths change by a factor of $15 \div 5 = 3$. Perimeter scales by the same factor, so $26 \times 3 = 78$ ft. So the final answer is 78 ft.



Keep Building THEA Math Skills

Recommended Effortless Math resources

THEA Mathematics Prep



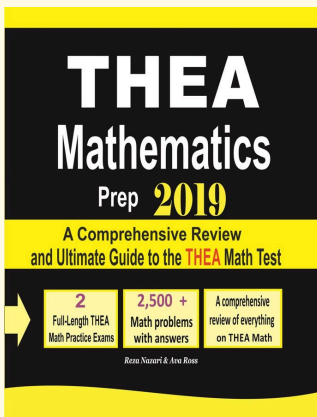
Use the complete THEA Math resource for review, worked examples, extra practice, and test-style questions after each worksheet.



Scan Me
Download Instantly

STUDENT FAVORITE - THEA Mathematics Prep

THEA Mathematics Prep



Step-by-step lessons, topic practice, and full review support for students who want a calm path through THEA Math preparation.

A strong companion for self-study, tutoring, homework, and targeted review.

PDF Edition



Scan Me
Download Instantly

For more THEA Math prep, visit EffortlessMath.com/THEA