

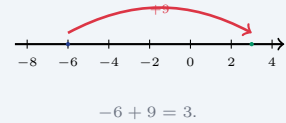
# Adding and Subtracting Integers

Name: \_\_\_\_\_ Date: \_\_\_\_\_ Score: \_\_\_\_\_ / 18

## Quick Review and Helpful Hints

Same signs: add the absolute values and keep the shared sign. Different signs: subtract the smaller absolute value from the larger and take the sign of the larger. To subtract, add the opposite:  $a - b = a + (-b)$ .

► **Example:** Evaluate  $-6 - (-9)$ . **Work:** Rewrite subtraction as adding the opposite:  $-6 + 9$ . The signs differ, so subtract:  $9 - 6 = 3$ , and take the sign of the larger absolute value (positive). ★ **Answer:** 3



### ◆ Practice Problems

Add or subtract.

- |   |   |
|---|---|
| <p>1. <math>5 + (-3)</math> _____</p> <p>2. <math>-4 + (-6)</math> _____</p> <p>3. <math>-7 + 10</math> _____</p> <p>4. <math>8 - 12</math> _____</p> <p>5. <math>-5 - 3</math> _____</p> <p>6. <math>-9 + 9</math> _____</p> <p>7. <math>6 - (-4)</math> _____</p> | <p>8. <math>-2 - (-5)</math> _____</p> <p>9. <math>-10 + 4</math> _____</p> <p>10. <math>7 + (-7)</math> _____</p> <p>11. <math>-3 - 8</math> _____</p> <p>12. <math>12 + (-5)</math> _____</p> <p>13. <math>-6 - (-2)</math> _____</p> <p>14. <math>-8 + 15</math> _____</p> |
|---|---|

### ◆ Word Problems

15. At dawn the temperature was  $-9^{\circ}\text{F}$ . It rose  $18^{\circ}$  by noon. What was the noon temperature? \_\_\_\_\_
16. A submarine sits at  $-340$  feet, then rises 160 feet. What is its new depth? \_\_\_\_\_
17. An account is  $-\$47$  (overdrawn). After a  $\$62$  deposit, what is the balance? \_\_\_\_\_
18. A hiker at 200 feet descends 350 feet. What is the new elevation? \_\_\_\_\_



## Answer Keys

- |                                     |                                      |  |
|-------------------------------------|--------------------------------------|--|
| 1. <input type="text" value="2"/>   | 7. <input type="text" value="10"/>   | 13. <input type="text" value="-4"/>      |
| 2. <input type="text" value="-10"/> | 8. <input type="text" value="3"/>    | 14. <input type="text" value="7"/>       |
| 3. <input type="text" value="3"/>   | 9. <input type="text" value="-6"/>   | 15. <input type="text" value="9°F"/>     |
| 4. <input type="text" value="-4"/>  | 10. <input type="text" value="0"/>   | 16. <input type="text" value="-180 ft"/> |
| 5. <input type="text" value="-8"/>  | 11. <input type="text" value="-11"/> | 17. <input type="text" value="\$15"/>    |
| 6. <input type="text" value="0"/>   | 12. <input type="text" value="7"/>   | 18. <input type="text" value="-150 ft"/> |


### Step-by-Step Explanations

1. Start by naming the process: Read what the problem is asking, choose the matching rule, write the setup, and then simplify one step at a time. The setup/work is The signs are different, so subtract the absolute values:  $5 - 3 = 2$ . The larger number, 5, is positive, so the answer is positive: 2. So the final answer is 2.
2. A good way to think about this is: Read what the problem is asking, choose the matching rule, write the setup, and then simplify one step at a time. The setup/work is Same signs, so add the absolute values:  $4 + 6 = 10$ , and keep the shared negative sign:  $-10$ . So the final answer is  $-10$ .
3. Step by step: Read what the problem is asking, choose the matching rule, write the setup, and then simplify one step at a time. The setup/work is Different signs: subtract  $10 - 7 = 3$ . The larger number, 10, is positive, so 3. So the final answer is 3.
4. Take it one move at a time: Read what the problem is asking, choose the matching rule, write the setup, and then simplify one step at a time. The setup/work is Rewrite as  $8 + (-12)$ . Different signs:  $12 - 8 = 4$ , and the larger is negative, so  $-4$ . So the final answer is  $-4$ .
5. Start by naming the process: Read what the problem is asking, choose the matching rule, write the setup, and then simplify one step at a time. The setup/work is Rewrite as  $-5 + (-3)$ . Same signs:  $5 + 3 = 8$ , both negative, so  $-8$ . So the final answer is  $-8$ .
6. A good way to think about this is: Read what the problem is asking, choose the matching rule, write the setup, and then simplify one step at a time. The setup/work is These are opposites, so they cancel to 0. So the final answer is 0.
7. Step by step: Read what the problem is asking, choose the matching rule, write the setup, and then simplify one step at a time. The setup/work is Subtracting a negative is the same as adding:  $6 - (-4) = 6 + 4 = 10$ . So the final answer is 10.
8. Take it one move at a time: Read what the problem is asking, choose the matching rule, write the setup, and then simplify one step at a time. The setup/work is Subtracting a negative is adding:  $-2 - (-5) = -2 + 5 = 3$ . So the final answer is 3.
9. Start by naming the process: Read what the problem is asking, choose the matching rule, write the setup, and then simplify one step at a time. The setup/work is Different signs:  $10 - 4 = 6$ , and the larger number, 10, is negative, so  $-6$ . So the final answer is  $-6$ .
10. A good way to think about this is: Read what the problem is asking, choose the matching rule, write the setup, and then simplify one step at a time. The setup/work is Opposites cancel:  $7 + (-7) = 0$ . So the final answer is 0.
11. Step by step: Read what the problem is asking, choose the matching rule, write the setup, and then simplify one step at a time. The setup/work is Rewrite as  $-3 + (-8)$ . Same signs:  $3 + 8 = 11$ , both negative, so  $-11$ . So the final answer is  $-11$ .
12. Take it one move at a time: Read what the problem is asking, choose the matching rule, write the setup, and then simplify one step at a time. The setup/work is Different signs:  $12 - 5 = 7$ , and the larger is positive, so 7. So the final answer is 7.
13. Start by naming the process: Read what the problem is asking, choose the matching rule, write the setup, and then simplify one step at a time. The setup/work is Subtracting a negative is adding:  $-6 + 2$ ; different signs give  $6 - 2 = 4$ , negative, so  $-4$ . So the final answer is  $-4$ .
14. A good way to think about this is: Read what the problem is asking, choose the matching rule, write the setup, and then simplify one step at a time. The setup/work is Different signs:  $15 - 8 = 7$ , and the larger number, 15, is positive, so 7. So the final answer is 7.
15. Step by step: Read what the problem is asking, choose the matching rule, write the setup, and then simplify one step at a time. The setup/work is Start at  $-9$  and add the rise:  $-9 + 18$ . Different signs give  $18 - 9 = 9$ , positive, so  $9^\circ\text{F}$ . So the final answer is  $9^\circ\text{F}$ .
16. Take it one move at a time: Read what the problem is asking, choose the matching rule, write the setup, and then simplify one step at a time. The setup/work is Start at  $-340$  and add the rise:  $-340 + 160 = -180$  ft (still below the surface). So the final answer is  $-180$  ft.
17. Start by naming the process: Read what the problem is asking, choose the matching rule, write the setup, and then simplify one step at a time. The setup/work is Add the deposit to the balance:  $-47 + 62 = 15$ , so the balance is \$15. So the final answer is \$15.
18. A good way to think about this is: Read what the problem is asking, choose the matching rule, write the setup, and then simplify one step at a time. The setup/work is Subtract the descent from the starting height:  $200 - 350 = -150$  ft. So the final answer is  $-150$  ft.



# Keep Building TExES Core Subjects Math Skills

Recommended Effortless Math resources



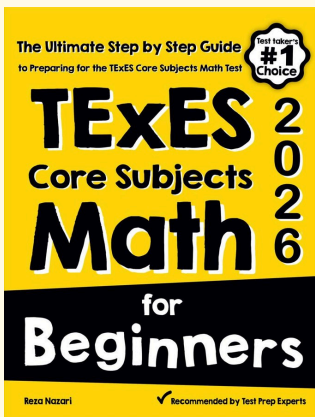
## TExES Core Subjects EC-6 Math Practice Workbook 2026

Use the complete TExES Core Subjects Math resource for review, worked examples, extra practice, and test-style questions after each worksheet.



Scan Me  
Download Instantly

### STUDENT FAVORITE - TExES Core Subjects Math for Beginners



## TExES Core Subjects Math for Beginners 2026

Step-by-step lessons, topic practice, and full review support for students who want a calm path through TExES Core Subjects Math preparation.

A strong companion for self-study, tutoring, homework, and targeted review.

PDF Edition



Scan Me  
Download Instantly

For more TExES Core Subjects Math prep, visit [EffortlessMath.com/TExES](https://EffortlessMath.com/TExES)