

# Constant of Proportionality

Name: \_\_\_\_\_ Date: \_\_\_\_\_ Score: \_\_\_\_\_ / 18

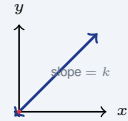
## Quick Review and Helpful Hints

In a proportional relationship  $y = kx$ , the number  $k$  is the *constant of proportionality* – it equals  $\frac{y}{x}$  (the unit rate). Find  $k$  by dividing any  $y$  by its  $x$ . The graph is a straight line through the origin.

▷ **Example:** If  $y = 12$  when  $x = 3$ , find  $k$ . **Work:** Divide  $y$  by  $x$ :

$$k = \frac{12}{3} = 4.$$

★ **Answer:**  $k = 4$



$y = kx$  through the origin.

### ◆ Practice Problems

Find the constant of proportionality  $k$ .

- |  |  |
|--|--|
| <p>1. <math>y = 12, x = 3</math> _____</p> <p>2. <math>y = 20, x = 4</math> _____</p> <p>3. <math>y = 15, x = 5</math> _____</p> <p>4. <math>y = 10, x = 2</math> _____</p> <p>5. <math>y = 9, x = 3</math> _____</p> <p>6. <math>y = 24, x = 6</math> _____</p> <p>7. <math>y = 7, x = 1</math> _____</p> | <p>8. <math>y = 100, x = 20</math> _____</p> <p>9. <math>y = 18, x = 9</math> _____</p> <p>10. <math>y = 8, x = 4</math> _____</p> <p>11. <math>y = 30, x = 5</math> _____</p> <p>12. Table <math>x: 1, 2, 3, y: 2, 4, 6</math> _____</p> <p>13. Table <math>x: 2, 4, y: 6, 12</math> _____</p> <p>14. <math>y = 50, x = 10</math> _____</p> |
|--|--|

### ◆ Word Problems

15. 3 lb of apples cost \$12. Find  $k$  (cost per pound). \_\_\_\_\_
16. A car travels 120 mi in 2 hr. Find  $k$  (miles per hour). \_\_\_\_\_
17.  $y = 45$  when  $x = 9$ . Find  $k$ . \_\_\_\_\_
18. If  $y = kx$  with  $y = 16$  and  $x = 4$ , find  $k$ . \_\_\_\_\_



## Answer Keys

1.

2.

3.

4.

5.

6.

7.

8.

9.

10.

11.

12.

13.

14.

15.

16.

17.

18.

### Step-by-Step Explanations

1. Start by naming the process: In a proportional relationship, the constant is the unit rate, so divide the matching  $y$ -value by the  $x$ -value. The setup/work is In a proportional relationship, the constant is found with  $k = \frac{y}{x}$ . Here  $y = 12$  and  $x = 3$ , so divide  $12 \div 3 = 4$ . Therefore  $k = 4$ . So the final answer is 4.

2. A good way to think about this is: In a proportional relationship, the constant is the unit rate, so divide the matching  $y$ -value by the  $x$ -value. The setup/work is Use the rule  $k = \frac{y}{x}$ , which means divide the  $y$ -value by the matching  $x$ -value. With  $y = 20$  and  $x = 4$ ,  $20 \div 4 = 5$ , so  $k = 5$ . So the final answer is 5.

3. Step by step: In a proportional relationship, the constant is the unit rate, so divide the matching  $y$ -value by the  $x$ -value. The setup/work is The constant tells how much  $y$  there is for each 1 unit of  $x$ . Divide  $y$  by  $x$ :  $15 \div 5 = 3$ , so  $k = 3$ . So the final answer is 3.

4. Take it one move at a time: In a proportional relationship, the constant is the unit rate, so divide the matching  $y$ -value by the  $x$ -value. The setup/work is Start with  $k = \frac{y}{x}$ . Substitute the given values:  $k = \frac{10}{2}$ . Since  $10 \div 2 = 5$ , the constant is  $k = 5$ . So the final answer is 5.

5. Start by naming the process: In a proportional relationship, the constant is the unit rate, so divide the matching  $y$ -value by the  $x$ -value. The setup/work is Divide the dependent value  $y$  by the input value  $x$ . Here  $9 \div 3 = 3$ , so the relationship has constant of proportionality  $k = 3$ . So the final answer is 3.

6. A good way to think about this is: In a proportional relationship, the constant is the unit rate, so divide the matching  $y$ -value by the  $x$ -value. The setup/work is To find  $k$ , ask how much  $y$  goes with one  $x$ . Since 24 goes with 6, divide  $24 \div 6 = 4$ . So  $k = 4$ . So the final answer is 4.

7. Step by step: In a proportional relationship, the constant is the unit rate, so divide the matching  $y$ -value by the  $x$ -value. The setup/work is Use  $k = \frac{y}{x}$ . Because  $x = 1$ , the constant is the same as the  $y$ -value:  $7 \div 1 = 7$ , so  $k = 7$ . So the final answer is 7.

8. Take it one move at a time: In a proportional relationship, the constant is the unit rate, so divide the matching  $y$ -value by the  $x$ -value. The setup/work is The pair is  $x = 20$  and  $y = 100$ . Divide  $y$  by  $x$ :  $100 \div 20 = 5$ . This means  $y$  increases by 5 for every 1 increase in  $x$ , so  $k = 5$ . So the final answer is 5.

9. Start by naming the process: In a proportional relationship, the constant is the unit rate, so divide the matching  $y$ -value by the  $x$ -value. The setup/work is Use the matching values  $y = 18$  and  $x = 9$ . The constant is  $18 \div 9 = 2$ , so each 1 unit of  $x$  corresponds to 2 units of  $y$ . So the final answer is 2.

10. A good way to think about this is: In a proportional relationship, the constant is the unit rate, so divide the matching  $y$ -value by the  $x$ -value. The setup/work is Find the unit rate by dividing  $y$  by  $x$ . Here  $8 \div 4 = 2$ , so the constant of proportionality is  $k = 2$ . So the final answer is 2.

11. Step by step: In a proportional relationship, the constant is the unit rate, so divide the matching  $y$ -value by the  $x$ -value. The setup/work is Substitute into  $k = \frac{y}{x}$ :  $k = \frac{30}{5}$ . Dividing gives  $30 \div 5 = 6$ , so  $k = 6$ . So the final answer is 6.

12. Take it one move at a time: In a proportional relationship, the constant is the unit rate, so divide the matching  $y$ -value by the  $x$ -value. The setup/work is From the table, use one matching pair such as  $x = 1$  and  $y = 2$ . Divide  $2 \div 1 = 2$ ; the other pairs give the same result, so  $k = 2$ . So the final answer is 2.

13. Start by naming the process: In a proportional relationship, the constant is the unit rate, so divide the matching  $y$ -value by the  $x$ -value. The setup/work is Choose a matching pair from the table, for example  $x = 2$  and  $y = 6$ . Then  $k = \frac{6}{2} = 3$ ; the pair  $x = 4$ ,  $y = 12$  also gives  $12 \div 4 = 3$ , so  $k = 3$ . So the final answer is 3.

14. A good way to think about this is: In a proportional relationship, the constant is the unit rate, so divide the matching  $y$ -value by the  $x$ -value. The setup/work is Apply  $k = \frac{y}{x}$  with  $y = 50$  and  $x = 10$ . Dividing 50 by 10 gives 5, so the constant is  $k = 5$ . So the final answer is 5.

15. Step by step: In a proportional relationship, the constant is the unit rate, so divide the matching  $y$ -value by the  $x$ -value. The setup/work is Here  $k$  means cost per pound. Divide the total cost by the number of pounds:  $12 \div 3 = 4$ . So the constant is  $k = 4$  dollars per pound. So the final answer is 4.

16. Take it one move at a time: In a proportional relationship, the constant is the unit rate, so divide the matching  $y$ -value by the  $x$ -value. The setup/work is Here  $k$  means miles per hour, or miles for one hour. Divide distance by time:  $120 \div 2 = 60$ . So  $k = 60$  miles per hour. So the final answer is 60.

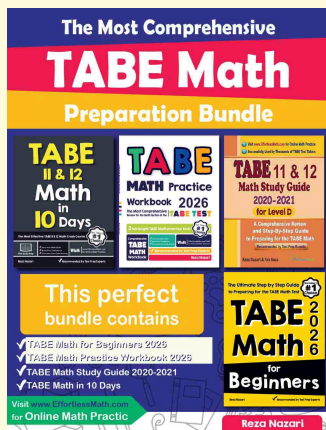
17. Start by naming the process: In a proportional relationship, the constant is the unit rate, so divide the matching  $y$ -value by the  $x$ -value. The setup/work is Use the same proportional rule: divide  $y$  by  $x$ . With  $y = 45$  and  $x = 9$ ,  $45 \div 9 = 5$ , so  $k = 5$ . So the final answer is 5.

18. A good way to think about this is: In a proportional relationship, the constant is the unit rate, so divide the matching  $y$ -value by the  $x$ -value. The setup/work is In  $y = kx$ , dividing both sides by  $x$  gives  $k = \frac{y}{x}$ . Substitute  $y = 16$  and  $x = 4$ :  $16 \div 4 = 4$ , so  $k = 4$ . So the final answer is 4.



# Keep Building TABE Math Skills

Recommended Effortless Math resources



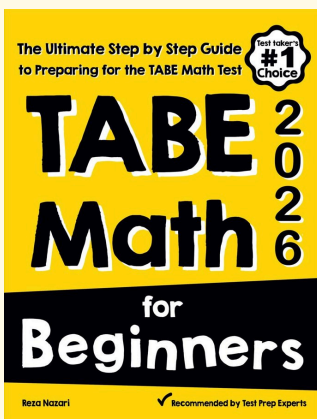
## The Most Comprehensive TABE Math Preparation Bundle

Use the complete TABE Math resource for review, worked examples, extra practice, and test-style questions after each worksheet.



Scan Me  
Download Instantly

### STUDENT FAVORITE - TABE Math for Beginners



## TABE Math for Beginners 2026

Step-by-step lessons, topic practice, and full review support for students who want a calm path through TABE Math preparation.

A strong companion for self-study, tutoring, homework, and targeted review.

PDF Edition



Scan Me  
Download Instantly

For more TABE Math prep, visit [EffortlessMath.com/TABE](https://EffortlessMath.com/TABE)