

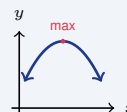
Interpreting Graphs of Functions

Name: _____ Date: _____ Score: _____ / 18

Quick Review and Helpful Hints

A graph tells a story. Where it *rises* left to right, the function is increasing; where it *falls*, it is decreasing; *flat* means constant. The *y*-intercept is the starting value, and the highest or lowest points are the maximum or minimum.

▶ **Example:** A graph rises from left to right. Is the function increasing or decreasing? **Work:** As *x* gets larger, *y* gets larger too, so the graph is going up.
 ★ **Answer:** Increasing



Rises, peaks (max), then falls.

Practice Problems

Answer each question about a graph.

- | | |
|---|---|
| 1. Graph rises left-to-right: increasing or decreasing? _____ | 8. A line with positive slope is? _____ |
| 2. Graph falls left-to-right: which? _____ | 9. A line with negative slope is? _____ |
| 3. A flat horizontal graph is? _____ | 10. The value of a function at $x = 0$ is its? _____ |
| 4. Where a graph crosses the <i>y</i> -axis is the? _____ | 11. A U-shaped parabola opening up has a? _____ |
| 5. The highest point of a graph is the? _____ | 12. A graph that peaks then falls has a? _____ |
| 6. The lowest point is the? _____ | 13. On a distance-time graph, a steeper line means? _____ |
| 7. Where a graph crosses the <i>x</i> -axis, $y = ?$ _____ | 14. Where a profit graph crosses zero, profit =? _____ |

Word Problems

15. A runner's distance-time graph is flat for a while. What is the runner doing? _____
16. A temperature graph rises all morning. The temperature is doing what? _____
17. A ball's height graph goes up then down. What is the top point called? _____
18. Where a profit graph crosses zero (break-even), the profit equals what? _____



Answer Keys

- | | | |
|-------------------|--------------------|----------------|
| 1. Increasing | 7. 0 | 13. faster |
| 2. Decreasing | 8. Increasing | 14. 0 |
| 3. Constant | 9. Decreasing | 15. resting |
| 4. y -intercept | 10. y -intercept | 16. Increasing |
| 5. maximum | 11. minimum | 17. maximum |
| 6. minimum | 12. maximum | 18. 0 |

Step-by-Step Explanations

1. Start by naming the process: Read what the problem is asking, choose the matching rule, write the setup, and then simplify one step at a time. The setup/work is Rising means y grows as x grows: increasing. So the final answer is Increasing.

2. A good way to think about this is: Read what the problem is asking, choose the matching rule, write the setup, and then simplify one step at a time. The setup/work is Falling means y drops as x grows: decreasing. So the final answer is Decreasing.

3. Step by step: Read what the problem is asking, choose the matching rule, write the setup, and then simplify one step at a time. The setup/work is No change in height means constant. So the final answer is Constant.

4. Take it one move at a time: Read what the problem is asking, choose the matching rule, write the setup, and then simplify one step at a time. The setup/work is That crossing point is the y -intercept. So the final answer is y -intercept.

5. Start by naming the process: Read what the problem is asking, choose the matching rule, write the setup, and then simplify one step at a time. The setup/work is The peak is the maximum. So the final answer is maximum.

6. A good way to think about this is: Read what the problem is asking, choose the matching rule, write the setup, and then simplify one step at a time. The setup/work is The bottom is the minimum. So the final answer is minimum.

7. Step by step: Read what the problem is asking, choose the matching rule, write the setup, and then simplify one step at a time. The setup/work is On the x -axis the height is 0. So the final answer is 0.

8. Take it one move at a time: Read what the problem is asking, choose the matching rule, write the setup, and then simplify one step at a time. The setup/work is Positive slope goes up: increasing. So the final answer is Increasing.

9. Start by naming the process: Read what the problem is asking, choose the matching rule, write the setup, and then simplify one step at a time. The setup/work is Negative slope goes down: decreasing. So the final answer is Decreasing.

10. A good way to think about this is: Read what the problem is asking, choose the matching rule, write the setup, and then simplify one step at a time. The setup/work is At $x = 0$ the output is the y -intercept. So the final answer is y -intercept.

11. Step by step: Read what the problem is asking, choose the matching rule, write the setup, and then simplify one step at a time. The setup/work is An upward U has a lowest point: minimum. So the final answer is minimum.

12. Take it one move at a time: Read what the problem is asking, choose the matching rule, write the setup, and then simplify one step at a time. The setup/work is A peak before falling is a maximum. So the final answer is maximum.

13. Start by naming the process: Read what the problem is asking, choose the matching rule, write the setup, and then simplify one step at a time. The setup/work is A steeper line covers distance faster. So the final answer is faster.

14. A good way to think about this is: Read what the problem is asking, choose the matching rule, write the setup, and then simplify one step at a time. The setup/work is On the x -axis the value is 0. So the final answer is 0.

15. Step by step: Read what the problem is asking, choose the matching rule, write the setup, and then simplify one step at a time. The setup/work is A flat distance graph means no motion: resting. So the final answer is resting.

16. Take it one move at a time: Read what the problem is asking, choose the matching rule, write the setup, and then simplify one step at a time. The setup/work is Rising temperature means increasing. So the final answer is Increasing.

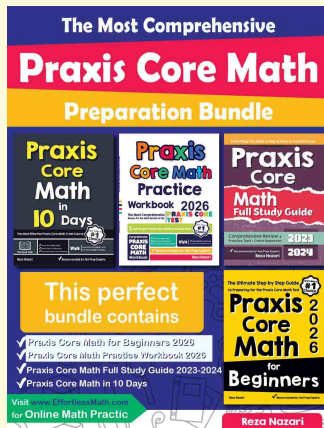
17. Start by naming the process: Read what the problem is asking, choose the matching rule, write the setup, and then simplify one step at a time. The setup/work is The top of the path is the maximum. So the final answer is maximum.

18. A good way to think about this is: Read what the problem is asking, choose the matching rule, write the setup, and then simplify one step at a time. The setup/work is Break-even means profit = 0. So the final answer is 0.



Keep Building Praxis Core Math Skills

Recommended Effortless Math resources



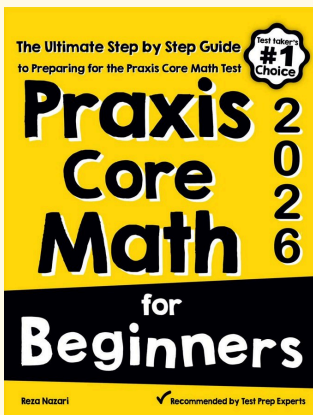
The Most Comprehensive Praxis Core Math Preparation Bundle

Use the complete Praxis Core Math resource for review, worked examples, extra practice, and test-style questions after each worksheet.



Scan Me
Download Instantly

STUDENT FAVORITE - Praxis Core Math for Beginners



Praxis Core Math for Beginners 2026

Step-by-step lessons, topic practice, and full review support for students who want a calm path through Praxis Core Math preparation.

A strong companion for self-study, tutoring, homework, and targeted review.

PDF Edition



Scan Me
Download Instantly

For more Praxis Core Math prep, visit EffortlessMath.com/Praxis-Core