

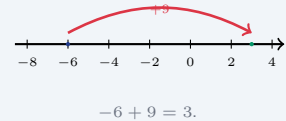
Adding and Subtracting Integers

Name: _____ Date: _____ Score: _____ / 18

Quick Review and Helpful Hints

Same signs: add the absolute values and keep the shared sign. Different signs: subtract the smaller absolute value from the larger and take the sign of the larger. To subtract, add the opposite: $a - b = a + (-b)$.

▶ **Example:** Evaluate $-6 - (-9)$. **Work:** Rewrite subtraction as adding the opposite: $-6 + 9$. The signs differ, so subtract: $9 - 6 = 3$, and take the sign of the larger absolute value (positive). ★ **Answer:** 3



◆ Practice Problems

Add or subtract.

- | | |
|---------------------------------------------------------------------------------------------------------------------------------------------------------------------------------------------------------------------------------------------------------------------|-------------------------------------------------------------------------------------------------------------------------------------------------------------------------------------------------------------------------------------------------------------------------------|
| <p>1. $5 + (-3)$ _____</p> <p>2. $-4 + (-6)$ _____</p> <p>3. $-7 + 10$ _____</p> <p>4. $8 - 12$ _____</p> <p>5. $-5 - 3$ _____</p> <p>6. $-9 + 9$ _____</p> <p>7. $6 - (-4)$ _____</p> | <p>8. $-2 - (-5)$ _____</p> <p>9. $-10 + 4$ _____</p> <p>10. $7 + (-7)$ _____</p> <p>11. $-3 - 8$ _____</p> <p>12. $12 + (-5)$ _____</p> <p>13. $-6 - (-2)$ _____</p> <p>14. $-8 + 15$ _____</p> |
|---------------------------------------------------------------------------------------------------------------------------------------------------------------------------------------------------------------------------------------------------------------------|-------------------------------------------------------------------------------------------------------------------------------------------------------------------------------------------------------------------------------------------------------------------------------|

◆ Word Problems

15. At dawn the temperature was -9°F . It rose 18° by noon. What was the noon temperature? _____
16. A submarine sits at -340 feet, then rises 160 feet. What is its new depth? _____
17. An account is $-\$47$ (overdrawn). After a $\$62$ deposit, what is the balance? _____
18. A hiker at 200 feet descends 350 feet. What is the new elevation? _____



Answer Keys

- | | | |
|-------------------------------------|--------------------------------------|------------------------------------------|
| 1. <input type="text" value="2"/> | 7. <input type="text" value="10"/> | 13. <input type="text" value="-4"/> |
| 2. <input type="text" value="-10"/> | 8. <input type="text" value="3"/> | 14. <input type="text" value="7"/> |
| 3. <input type="text" value="3"/> | 9. <input type="text" value="-6"/> | 15. <input type="text" value="9°F"/> |
| 4. <input type="text" value="-4"/> | 10. <input type="text" value="0"/> | 16. <input type="text" value="-180 ft"/> |
| 5. <input type="text" value="-8"/> | 11. <input type="text" value="-11"/> | 17. <input type="text" value="\$15"/> |
| 6. <input type="text" value="0"/> | 12. <input type="text" value="7"/> | 18. <input type="text" value="-150 ft"/> |

Step-by-Step Explanations

1. Start by naming the process: Read what the problem is asking, choose the matching rule, write the setup, and then simplify one step at a time. The setup/work is The signs are different, so subtract the absolute values: $5 - 3 = 2$. The larger number, 5, is positive, so the answer is positive: 2. So the final answer is 2.

2. A good way to think about this is: Read what the problem is asking, choose the matching rule, write the setup, and then simplify one step at a time. The setup/work is Same signs, so add the absolute values: $4 + 6 = 10$, and keep the shared negative sign: -10 . So the final answer is -10 .

3. Step by step: Read what the problem is asking, choose the matching rule, write the setup, and then simplify one step at a time. The setup/work is Different signs: subtract $10 - 7 = 3$. The larger number, 10, is positive, so 3. So the final answer is 3.

4. Take it one move at a time: Read what the problem is asking, choose the matching rule, write the setup, and then simplify one step at a time. The setup/work is Rewrite as $8 + (-12)$. Different signs: $12 - 8 = 4$, and the larger is negative, so -4 . So the final answer is -4 .

5. Start by naming the process: Read what the problem is asking, choose the matching rule, write the setup, and then simplify one step at a time. The setup/work is Rewrite as $-5 + (-3)$. Same signs: $5 + 3 = 8$, both negative, so -8 . So the final answer is -8 .

6. A good way to think about this is: Read what the problem is asking, choose the matching rule, write the setup, and then simplify one step at a time. The setup/work is These are opposites, so they cancel to 0. So the final answer is 0.

7. Step by step: Read what the problem is asking, choose the matching rule, write the setup, and then simplify one step at a time. The setup/work is Subtracting a negative is the same as adding: $6 - (-4) = 6 + 4 = 10$. So the final answer is 10.

8. Take it one move at a time: Read what the problem is asking, choose the matching rule, write the setup, and then simplify one step at a time. The setup/work is Subtracting a negative is adding: $-2 - (-5) = -2 + 5 = 3$. So the final answer is 3.

9. Start by naming the process: Read what the problem is asking, choose the matching rule, write the setup, and then simplify one step at a time. The setup/work is Different signs: $10 - 4 = 6$, and the larger number, 10, is negative, so -6 . So the final answer is -6 .

10. A good way to think about this is: Read what the problem is asking, choose the matching rule, write the setup, and then simplify one step at a time. The setup/work is Opposites cancel: $7 + (-7) = 0$. So the final answer is 0.

11. Step by step: Read what the problem is asking, choose the matching rule, write the setup, and then simplify one step at a time. The setup/work is Rewrite as $-3 + (-8)$. Same signs: $3 + 8 = 11$, both negative, so -11 . So the final answer is -11 .

12. Take it one move at a time: Read what the problem is asking, choose the matching rule, write the setup, and then simplify one step at a time. The setup/work is Different signs: $12 - 5 = 7$, and the larger is positive, so 7. So the final answer is 7.

13. Start by naming the process: Read what the problem is asking, choose the matching rule, write the setup, and then simplify one step at a time. The setup/work is Subtracting a negative is adding: $-6 + 2$; different signs give $6 - 2 = 4$, negative, so -4 . So the final answer is -4 .

14. A good way to think about this is: Read what the problem is asking, choose the matching rule, write the setup, and then simplify one step at a time. The setup/work is Different signs: $15 - 8 = 7$, and the larger number, 15, is positive, so 7. So the final answer is 7.

15. Step by step: Read what the problem is asking, choose the matching rule, write the setup, and then simplify one step at a time. The setup/work is Start at -9 and add the rise: $-9 + 18$. Different signs give $18 - 9 = 9$, positive, so 9°F . So the final answer is 9°F .

16. Take it one move at a time: Read what the problem is asking, choose the matching rule, write the setup, and then simplify one step at a time. The setup/work is Start at -340 and add the rise: $-340 + 160 = -180$ ft (still below the surface). So the final answer is -180 ft.

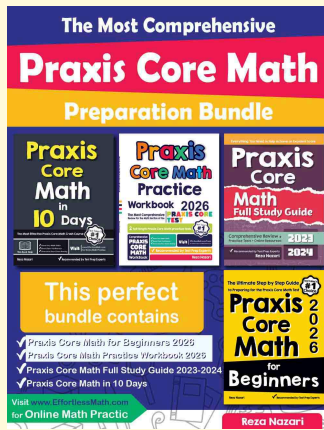
17. Start by naming the process: Read what the problem is asking, choose the matching rule, write the setup, and then simplify one step at a time. The setup/work is Add the deposit to the balance: $-47 + 62 = 15$, so the balance is \$15. So the final answer is \$15.

18. A good way to think about this is: Read what the problem is asking, choose the matching rule, write the setup, and then simplify one step at a time. The setup/work is Subtract the descent from the starting height: $200 - 350 = -150$ ft. So the final answer is -150 ft.



Keep Building Praxis Core Math Skills

Recommended Effortless Math resources



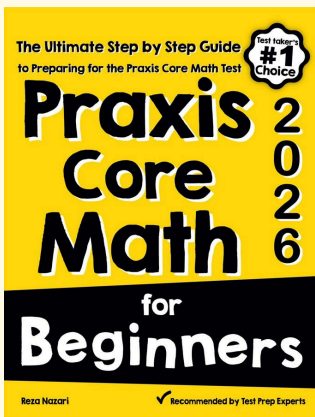
The Most Comprehensive Praxis Core Math Preparation Bundle

Use the complete Praxis Core Math resource for review, worked examples, extra practice, and test-style questions after each worksheet.



Scan Me
Download Instantly

STUDENT FAVORITE - Praxis Core Math for Beginners



Praxis Core Math for Beginners 2026

Step-by-step lessons, topic practice, and full review support for students who want a calm path through Praxis Core Math preparation.

A strong companion for self-study, tutoring, homework, and targeted review.

PDF Edition



Scan Me
Download Instantly

For more Praxis Core Math prep, visit [EffortlessMath.com/Praxis-Core](https://www.EffortlessMath.com/Praxis-Core)