

# The Pythagorean Theorem

Name: \_\_\_\_\_ Date: \_\_\_\_\_ Score: \_\_\_\_\_ / 18

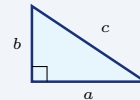
**Quick Review and Helpful Hints**

In a right triangle,  $a^2 + b^2 = c^2$ , where  $a$  and  $b$  are the legs and  $c$  is the hypotenuse (the side opposite the right angle, always the longest). To find the hypotenuse, add the squares of the legs and take the square root. To find a leg, subtract:  $b^2 = c^2 - a^2$ .

▷ **Example:** A right triangle has legs 3 and 4. Find the hypotenuse.

**Work:** Use  $a^2 + b^2 = c^2$ :  $3^2 + 4^2 = 9 + 16 = 25$ . The hypotenuse is the square root,  $\sqrt{25}$ .

★ **Answer:** 5

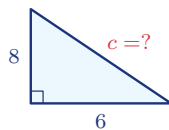


$$a^2 + b^2 = c^2$$

◆ **Practice Problems**

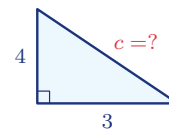
Use each right-triangle diagram to find the missing side. Simplify radicals.

1. Find the hypotenuse.



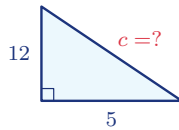
\_\_\_\_\_

5. Find the hypotenuse.



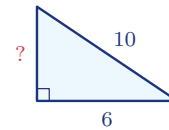
\_\_\_\_\_

2. Find the hypotenuse.



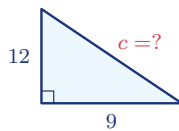
\_\_\_\_\_

6. Find the missing leg.



\_\_\_\_\_

3. Find the hypotenuse.



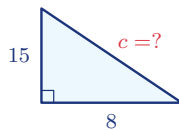
\_\_\_\_\_

7. Find the missing leg.



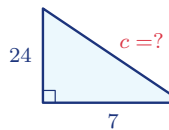
\_\_\_\_\_

4. Find the hypotenuse.

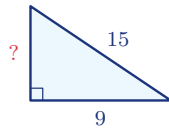


\_\_\_\_\_

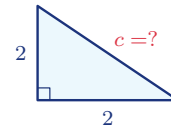
8. Find the hypotenuse.



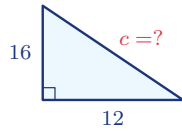
9. Find the missing leg.



12. Find the hypotenuse.



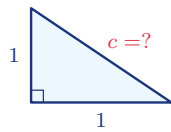
10. Find the hypotenuse.



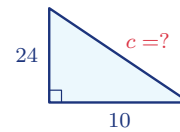
13. Find the missing leg.



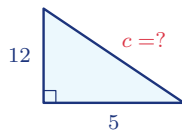
11. Find the hypotenuse.



14. Find the hypotenuse.



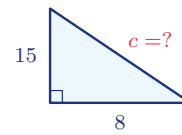
◆ Word Problems



15. A ladder's base is 5 ft from a wall and it reaches 12 ft up. How long is the ladder?

Use  $a^2 + b^2 = c^2$

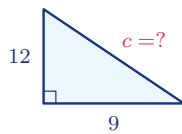
Work: \_\_\_\_\_



17. A right triangle has legs 8 and 15. Find the hypotenuse.

Use  $a^2 + b^2 = c^2$

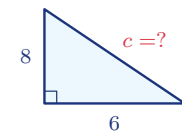
Work: \_\_\_\_\_



16. A rectangular field is 9 m by 12 m. How long is the diagonal walk across it?

Use  $a^2 + b^2 = c^2$

Work: \_\_\_\_\_



18. A wire runs from the top of an 8-ft pole to a point 6 ft from its base. How long is the wire?

Use  $a^2 + b^2 = c^2$

Work: \_\_\_\_\_



## Answer Keys

- |   |  |   |
|---|--|---|
| 1. <span style="border: 1px solid black; border-radius: 50%; padding: 2px 5px;">10</span> | 7. <span style="border: 1px solid black; border-radius: 50%; padding: 2px 5px;">12</span>                      | 13. <span style="border: 1px solid black; border-radius: 50%; padding: 2px 5px;">15</span>    |
| 2. <span style="border: 1px solid black; border-radius: 50%; padding: 2px 5px;">13</span> | 8. <span style="border: 1px solid black; border-radius: 50%; padding: 2px 5px;">25</span>                      | 14. <span style="border: 1px solid black; border-radius: 50%; padding: 2px 5px;">26</span>    |
| 3. <span style="border: 1px solid black; border-radius: 50%; padding: 2px 5px;">15</span> | 9. <span style="border: 1px solid black; border-radius: 50%; padding: 2px 5px;">12</span>                      | 15. <span style="border: 1px solid black; border-radius: 50%; padding: 2px 5px;">13 ft</span> |
| 4. <span style="border: 1px solid black; border-radius: 50%; padding: 2px 5px;">17</span> | 10. <span style="border: 1px solid black; border-radius: 50%; padding: 2px 5px;">20</span>                     | 16. <span style="border: 1px solid black; border-radius: 50%; padding: 2px 5px;">15 m</span>  |
| 5. <span style="border: 1px solid black; border-radius: 50%; padding: 2px 5px;">5</span>  | 11. <span style="border: 1px solid black; border-radius: 50%; padding: 2px 5px;"><math>\sqrt{2}</math></span>  | 17. <span style="border: 1px solid black; border-radius: 50%; padding: 2px 5px;">17</span>    |
| 6. <span style="border: 1px solid black; border-radius: 50%; padding: 2px 5px;">8</span>  | 12. <span style="border: 1px solid black; border-radius: 50%; padding: 2px 5px;"><math>2\sqrt{2}</math></span> | 18. <span style="border: 1px solid black; border-radius: 50%; padding: 2px 5px;">10 ft</span> |

### Step-by-Step Explanations

1. Start by naming the process: For a right triangle, use  $a^2 + b^2 = c^2$  and solve for the missing side. The setup/work is Use  $a^2 + b^2 = c^2$ :  $6^2 + 8^2 = 36 + 64 = 100$ . The hypotenuse is  $\sqrt{100} = 10$ . So the final answer is 10.

2. A good way to think about this is: For a right triangle, use  $a^2 + b^2 = c^2$  and solve for the missing side. The setup/work is  $5^2 + 12^2 = 25 + 144 = 169$ , so  $c = \sqrt{169} = 13$ . So the final answer is 13.

3. Step by step: For a right triangle, use  $a^2 + b^2 = c^2$  and solve for the missing side. The setup/work is  $9^2 + 12^2 = 81 + 144 = 225$ , so  $c = \sqrt{225} = 15$ . So the final answer is 15.

4. Take it one move at a time: For a right triangle, use  $a^2 + b^2 = c^2$  and solve for the missing side. The setup/work is  $8^2 + 15^2 = 64 + 225 = 289$ , so  $c = \sqrt{289} = 17$ . So the final answer is 17.

5. Start by naming the process: For a right triangle, use  $a^2 + b^2 = c^2$  and solve for the missing side. The setup/work is  $3^2 + 4^2 = 9 + 16 = 25$ , so  $c = \sqrt{25} = 5$ . So the final answer is 5.

6. A good way to think about this is: For a right triangle, use  $a^2 + b^2 = c^2$  and solve for the missing side. The setup/work is To find a leg, subtract:  $10^2 - 6^2 = 100 - 36 = 64$ , so the leg is  $\sqrt{64} = 8$ . So the final answer is 8.

7. Step by step: For a right triangle, use  $a^2 + b^2 = c^2$  and solve for the missing side. The setup/work is  $13^2 - 5^2 = 169 - 25 = 144$ , so the leg is  $\sqrt{144} = 12$ . So the final answer is 12.

8. Take it one move at a time: For a right triangle, use  $a^2 + b^2 = c^2$  and solve for the missing side. The setup/work is  $7^2 + 24^2 = 49 + 576 = 625$ , so  $c = \sqrt{625} = 25$ . So the final answer is 25.

9. Start by naming the process: For a right triangle, use  $a^2 + b^2 = c^2$  and solve for the missing side. The setup/work is  $15^2 - 9^2 = 225 - 81 = 144$ , so the leg is  $\sqrt{144} = 12$ . So the final answer is 12.

10. A good way to think about this is: For a right triangle, use  $a^2 + b^2 = c^2$  and solve for the missing side. The setup/work is  $12^2 + 16^2 = 144 + 256 = 400$ , so  $c = \sqrt{400} = 20$ . So the final answer is 20.

11. Step by step: For a right triangle, use  $a^2 + b^2 = c^2$  and solve for the missing side. The setup/work is  $1^2 + 1^2 = 2$ , so  $c = \sqrt{2}$  (already in simplest form). So the final answer is  $\sqrt{2}$ .

12. Take it one move at a time: For a right triangle, use  $a^2 + b^2 = c^2$  and solve for the missing side. The setup/work is  $2^2 + 2^2 = 8$ , so  $c = \sqrt{8} = 2\sqrt{2}$ . So the final answer is  $2\sqrt{2}$ .

13. Start by naming the process: For a right triangle, use  $a^2 + b^2 = c^2$  and solve for the missing side. The setup/work is  $17^2 - 8^2 = 289 - 64 = 225$ , so the leg is  $\sqrt{225} = 15$ . So the final answer is 15.

14. A good way to think about this is: For a right triangle, use  $a^2 + b^2 = c^2$  and solve for the missing side. The setup/work is  $10^2 + 24^2 = 100 + 576 = 676$ , so  $c = \sqrt{676} = 26$ . So the final answer is 26.

15. Step by step: For a right triangle, use  $a^2 + b^2 = c^2$  and solve for the missing side. The setup/work is The wall height and the base distance are the legs:  $5^2 + 12^2 = 25 + 144 = 169$ , so the ladder is  $\sqrt{169} = 13$  ft. So the final answer is 13 ft.

16. Take it one move at a time: For a right triangle, use  $a^2 + b^2 = c^2$  and solve for the missing side. The setup/work is The diagonal is the hypotenuse:  $9^2 + 12^2 = 81 + 144 = 225$ , so  $\sqrt{225} = 15$  m. So the final answer is 15 m.

17. Start by naming the process: For a right triangle, use  $a^2 + b^2 = c^2$  and solve for the missing side. The setup/work is  $8^2 + 15^2 = 64 + 225 = 289$ , so the hypotenuse is  $\sqrt{289} = 17$ . So the final answer is 17.

18. A good way to think about this is: For a right triangle, use  $a^2 + b^2 = c^2$  and solve for the missing side. The setup/work is The pole height and the ground distance are the legs:  $8^2 + 6^2 = 64 + 36 = 100$ , so the wire is  $\sqrt{100} = 10$  ft. So the final answer is 10 ft.



# Keep Building PSAT 10 Math Skills

Recommended Effortless Math resources



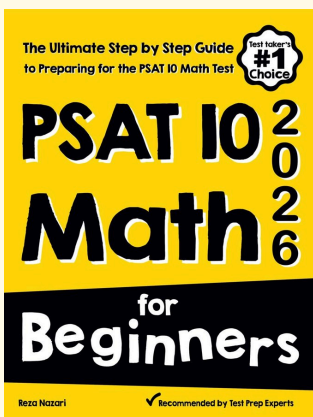
## PSAT 10 Math Practice Workbook 2026

Use the complete PSAT 10 Math resource for review, worked examples, extra practice, and test-style questions after each worksheet.



Scan Me  
Download Instantly

## STUDENT FAVORITE - PSAT 10 Math for Beginners



## PSAT 10 Math for Beginners 2026

Step-by-step lessons, topic practice, and full review support for students who want a calm path through PSAT 10 Math preparation.

A strong companion for self-study, tutoring, homework, and targeted review.

PDF Edition



Scan Me  
Download Instantly

For more PSAT 10 Math prep, visit [EffortlessMath.com/PSAT-10](https://www.EffortlessMath.com/PSAT-10)