


One-Step Equations

Name: _____ Date: _____ Score: _____ / 18

Quick Review and Helpful Hints

To solve a one-step equation, undo the operation attached to the variable using its *inverse*: add to undo subtraction, subtract to undo addition, multiply to undo division, divide to undo multiplication. Whatever you do to one side, do to the *other* side to keep the equation balanced.

▷ **Example:** Solve $x + 7 = 12$. **Work:** The 7 is added to x , so undo it by subtracting 7 from both sides: $x + 7 - 7 = 12 - 7$. ★ **Answer:** $x = 5$



◆ Practice Problems

Solve each equation for the variable.

- | | | | |
|----------------------|-------|------------------------|-------|
| 1. $x + 5 = 9$ | _____ | 8. $\frac{x}{5} = 3$ | _____ |
| 2. $x - 3 = 8$ | _____ | 9. $6x = -24$ | _____ |
| 3. $4x = 20$ | _____ | 10. $x + 2 = 2$ | _____ |
| 4. $\frac{x}{2} = 6$ | _____ | 11. $x - 9 = 0$ | _____ |
| 5. $x + 10 = 4$ | _____ | 12. $7x = 49$ | _____ |
| 6. $3x = 18$ | _____ | 13. $\frac{x}{3} = -4$ | _____ |
| 7. $x - 7 = -2$ | _____ | 14. $2x = -10$ | _____ |

◆ Word Problems

15. After spending \$8, you have \$15 left. How much did you start with? _____
16. Five equal boxes weigh 35 pounds in all. How much does each box weigh? _____
17. A number tripled equals 21. What is the number? _____
18. After adding 6 to a number, the result is 2. What is the number? _____



Answer Keys

- | | | |
|-------------|-------------|---------------|
| 1. $x = 4$ | 7. $x = 5$ | 13. $x = -12$ |
| 2. $x = 11$ | 8. $x = 15$ | 14. $x = -5$ |
| 3. $x = 5$ | 9. $x = -4$ | 15. \$23 |
| 4. $x = 12$ | 10. $x = 0$ | 16. 7 lb |
| 5. $x = -6$ | 11. $x = 9$ | 17. 7 |
| 6. $x = 6$ | 12. $x = 7$ | 18. -4 |

Step-by-Step Explanations

1. Start by naming the process: Read what the problem is asking, choose the matching rule, write the setup, and then simplify one step at a time. The setup/work is The 5 is added to x , so undo it by subtracting 5 from both sides: $x + 5 = 9$. So the final answer is $x = 4$.

2. A good way to think about this is: Read what the problem is asking, choose the matching rule, write the setup, and then simplify one step at a time. The setup/work is The 3 is subtracted, so undo it by adding 3 to both sides: $x - 3 = 8$. So the final answer is $x = 11$.

3. Step by step: Read what the problem is asking, choose the matching rule, write the setup, and then simplify one step at a time. The setup/work is x is multiplied by 4, so divide both sides by 4: $4x = 20$. So the final answer is $x = 5$.

4. Take it one move at a time: Read what the problem is asking, choose the matching rule, write the setup, and then simplify one step at a time. The setup/work is x is divided by 2, so multiply both sides by 2: $x = 6 \times 2 = 12$. So the final answer is $x = 12$.

5. Start by naming the process: Read what the problem is asking, choose the matching rule, write the setup, and then simplify one step at a time. The setup/work is Subtract 10 from both sides: $x + 10 = 4$. So the final answer is $x = -6$.

6. A good way to think about this is: Read what the problem is asking, choose the matching rule, write the setup, and then simplify one step at a time. The setup/work is Divide both sides by 3: $3x = 18$. So the final answer is $x = 6$.

7. Step by step: Read what the problem is asking, choose the matching rule, write the setup, and then simplify one step at a time. The setup/work is Add 7 to both sides: $x + 7 = -2$. So the final answer is $x = -5$.

8. Take it one move at a time: Read what the problem is asking, choose the matching rule, write the setup, and then simplify one step at a time. The setup/work is Multiply both sides by 5: $x = 3 \times 5 = 15$. So the final answer is $x = 15$.

9. Start by naming the process: Read what the problem is asking, choose the matching rule, write the setup, and then simplify one step at a time. The setup/work is Divide both sides by 6: $6x = -24$. So the final answer is $x = -4$.

10. A good way to think about this is: Read what the problem is asking, choose the matching rule, write the setup, and then simplify one step at a time. The setup/work is Subtract 2 from both sides: $x + 2 = 2$. So the final answer is $x = 0$.

11. Step by step: Read what the problem is asking, choose the matching rule, write the setup, and then simplify one step at a time. The setup/work is Add 9 to both sides: $x + 9 = 0$. So the final answer is $x = -9$.

12. Take it one move at a time: Read what the problem is asking, choose the matching rule, write the setup, and then simplify one step at a time. The setup/work is Divide both sides by 7: $7x = 49$. So the final answer is $x = 7$.

13. Start by naming the process: Read what the problem is asking, choose the matching rule, write the setup, and then simplify one step at a time. The setup/work is Multiply both sides by 3: $3x = -4 \times 3 = -12$. So the final answer is $x = -4$.

14. A good way to think about this is: Read what the problem is asking, choose the matching rule, write the setup, and then simplify one step at a time. The setup/work is Divide both sides by 2: $2x = -10$. So the final answer is $x = -5$.

15. Step by step: Read what the problem is asking, choose the matching rule, write the setup, and then simplify one step at a time. The setup/work is Let x be the starting amount. Spending \$8 leaves \$15: $x - 8 = 15$. Add 8: $x = 23$. So the final answer is \$23.

16. Take it one move at a time: Read what the problem is asking, choose the matching rule, write the setup, and then simplify one step at a time. The setup/work is Five equal boxes weigh 35: $5x = 35$. Divide by 5: $x = 7$ lb each. So the final answer is 7 lb.


17. Start by naming the process: Read what the problem is asking, choose the matching rule, write the setup, and then simplify one step at a time. The setup/work is Tripled means $3x = 21$. Divide by 3: $x = 7$. So the final answer is 7.

18. A good way to think about this is: Read what the problem is asking, choose the matching rule, write the setup, and then simplify one step at a time. The setup/work is Adding 6 gives 2: $x + 6 = 2$. Subtract 6: $x = -4$. So the final answer is -4 .



Keep Building PSAT 10 Math Skills

Recommended Effortless Math resources



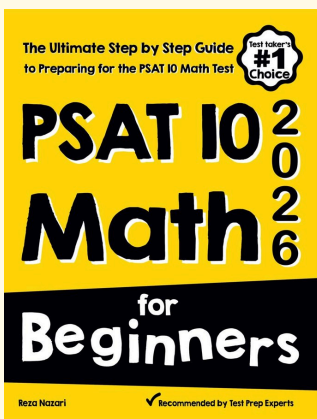
PSAT 10 Math Practice Workbook 2026

Use the complete PSAT 10 Math resource for review, worked examples, extra practice, and test-style questions after each worksheet.



Scan Me
Download Instantly

STUDENT FAVORITE - PSAT 10 Math for Beginners



PSAT 10 Math for Beginners 2026

Step-by-step lessons, topic practice, and full review support for students who want a calm path through PSAT 10 Math preparation.

A strong companion for self-study, tutoring, homework, and targeted review.

PDF Edition



Scan Me
Download Instantly

For more PSAT 10 Math prep, visit [EffortlessMath.com/PSAT-10](https://www.EffortlessMath.com/PSAT-10)