

Probability of Compound Events

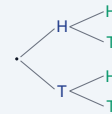
Name: _____ Date: _____ Score: _____ / 18

Quick Review and Helpful Hints

For *independent* events, $P(A \text{ and } B) = P(A) \cdot P(B)$ – multiply. For *mutually exclusive* events, $P(A \text{ or } B) = P(A) + P(B)$ – add. Every probability is a number between 0 and 1, often written as a fraction.

▶ **Example:** A coin is flipped twice. Find $P(\text{heads and heads})$.

Work: Each flip has $P(H) = \frac{1}{2}$. Multiply: $\frac{1}{2} \cdot \frac{1}{2}$. ★ **Answer:** $\frac{1}{4}$



Multiply along the branches.

◆ Practice Problems

Find each probability.

- | | |
|--|--|
| <p>1. Two coins, $P(H \text{ and } H)$ _____</p> <p>2. Roll a die twice, $P(6 \text{ and } 6)$ _____</p> <p>3. $P(\text{red}) = \frac{1}{2}$, $P(\text{blue}) = \frac{1}{3}$: $P(\text{red and blue})$ _____</p> <p>4. Coin and die: $P(H \text{ and } 4)$ _____</p> <p>5. $P(1 \text{ or } 2)$ on a die _____</p> <p>6. $P(\text{even})$ on a die _____</p> <p>7. Two coins, $P(T \text{ and } T)$ _____</p> | <p>8. $P(\text{red or blue})$ if each is $\frac{1}{4}$ _____</p> <p>9. Roll a die, $P(\text{odd})$ _____</p> <p>10. Spinner of 4 equal parts, $P(\text{one part})$ _____</p> <p>11. Two draws, $P(\text{ace and ace})$ if $P(\text{ace}) = \frac{1}{13}$ _____</p> <p>12. $P(3 \text{ or } 5)$ on a die _____</p> <p>13. Two coins, $P(H \text{ then } T)$ _____</p> <p>14. $P(\text{not } 6)$ on a die _____</p> |
|--|--|

◆ Word Problems

15. Flip a coin and roll a die. Find $P(\text{tails and a } 3)$. _____
16. A bag is $\frac{1}{2}$ red. Draw twice with replacement. Find $P(\text{red then red})$. _____
17. Roll two dice. Find $P(\text{both show } 1)$. _____
18. On one die, find $P(\text{rolling a } 2 \text{ or a } 5)$. _____



Answer Keys

1. $\frac{1}{4}$

2. $\frac{1}{36}$

3. $\frac{1}{6}$

4. $\frac{1}{12}$

5. $\frac{1}{3}$

6. $\frac{1}{2}$

7. $\frac{1}{4}$

8. $\frac{1}{2}$

9. $\frac{1}{2}$

10. $\frac{1}{4}$

11. $\frac{1}{169}$

12. $\frac{1}{3}$

13. $\frac{1}{4}$

14. $\frac{5}{6}$

15. $\frac{1}{12}$

16. $\frac{1}{4}$

17. $\frac{1}{36}$

18. $\frac{1}{3}$

Step-by-Step Explanations

1. Start by naming the process: For compound probability, find each probability first and multiply them when the events happen together. The setup/work is $\frac{1}{2} \cdot \frac{1}{2} = \frac{1}{4}$. So the final answer is $\frac{1}{4}$.

2. A good way to think about this is: For compound probability, find each probability first and multiply them when the events happen together. The setup/work is $\frac{1}{6} \cdot \frac{1}{6} = \frac{1}{36}$. So the final answer is $\frac{1}{36}$.

3. Step by step: For compound probability, find each probability first and multiply them when the events happen together. The setup/work is $\frac{1}{2} \cdot \frac{1}{3} = \frac{1}{6}$. So the final answer is $\frac{1}{6}$.

4. Take it one move at a time: For compound probability, find each probability first and multiply them when the events happen together. The setup/work is $\frac{1}{2} \cdot \frac{1}{6} = \frac{1}{12}$. So the final answer is $\frac{1}{12}$.

5. Start by naming the process: For compound probability, find each probability first and multiply them when the events happen together. The setup/work is $\frac{1}{6} + \frac{1}{6} = \frac{2}{6} = \frac{1}{3}$. So the final answer is $\frac{1}{3}$.

6. A good way to think about this is: For compound probability, find each probability first and multiply them when the events happen together. The setup/work is $\{2, 4, 6\}$: $\frac{3}{6} = \frac{1}{2}$. So the final answer is $\frac{1}{2}$.

7. Step by step: For compound probability, find each probability first and multiply them when the events happen together. The setup/work is $\frac{1}{2} \cdot \frac{1}{2} = \frac{1}{4}$. So the final answer is $\frac{1}{4}$.

8. Take it one move at a time: For compound probability, find each probability first and multiply them when the events happen together. The setup/work is $\frac{1}{4} + \frac{1}{4} = \frac{1}{2}$. So the final answer is $\frac{1}{2}$.

9. Start by naming the process: For compound probability, find each probability first and multiply them when the events happen together. The setup/work is $\{1, 3, 5\}$: $\frac{3}{6} = \frac{1}{2}$. So the final answer is $\frac{1}{2}$.

10. A good way to think about this is: For compound probability, find each probability first and multiply them when the events happen together. The setup/work is One of four equal parts: $\frac{1}{4}$. So the final answer is $\frac{1}{4}$.

11. Step by step: For compound probability, find each probability first and multiply them when the events happen together. The setup/work is $\frac{1}{13} \cdot \frac{1}{13} = \frac{1}{169}$. So the final answer is $\frac{1}{169}$.

12. Take it one move at a time: For compound probability, find each probability first and multiply them when the events happen together. The setup/work is $\frac{1}{6} + \frac{1}{6} = \frac{1}{3}$. So the final answer is $\frac{1}{3}$.

13. Start by naming the process: For compound probability, find each probability first and multiply them when the events happen together. The setup/work is $\frac{1}{2} \cdot \frac{1}{2} = \frac{1}{4}$. So the final answer is $\frac{1}{4}$.

14. A good way to think about this is: For compound probability, find each probability first and multiply them when the events happen together. The setup/work is 5 faces are not 6: $\frac{5}{6}$. So the final answer is $\frac{5}{6}$.

15. Step by step: For compound probability, find each probability first and multiply them when the events happen together. The setup/work is $\frac{1}{2} \cdot \frac{1}{6} = \frac{1}{12}$. So the final answer is $\frac{1}{12}$.

16. Take it one move at a time: For compound probability, find each probability first and multiply them when the events happen together. The setup/work is $\frac{1}{2} \cdot \frac{1}{2} = \frac{1}{4}$. So the final answer is $\frac{1}{4}$.

17. Start by naming the process: For compound probability, find each probability first and multiply them when the events happen together. The setup/work is $\frac{1}{6} \cdot \frac{1}{6} = \frac{1}{36}$. So the final answer is $\frac{1}{36}$.

18. A good way to think about this is: For compound probability, find each probability first and multiply them when the events happen together. The setup/work is $\frac{1}{6} + \frac{1}{6} = \frac{1}{3}$. So the final answer is $\frac{1}{3}$.



Want Even More PERT Math Practice?



The Most Comprehensive PERT Math Preparation Bundle

Prep books, workbooks, and full-length practice tests

Complete review, detailed explanations, and realistic test practice



Scan Me

**Prep Books
Workbooks
Practice Tests**

Important: These PERT Math resources are made for extra practice after the worksheet. Scan the QR code above for the complete PERT Math preparation bundle.

Skill Review

- ✓ Builds number sense, algebra, geometry, and data skills
- ✓ Supports steady review before the PERT test
- ✓ Great for tutoring, homework, and independent practice

Build the foundation.

Test Practice

- ✓ Full-length practice tests for realistic pacing
- ✓ Detailed answer explanations for every question
- ✓ Useful after students finish topic worksheets

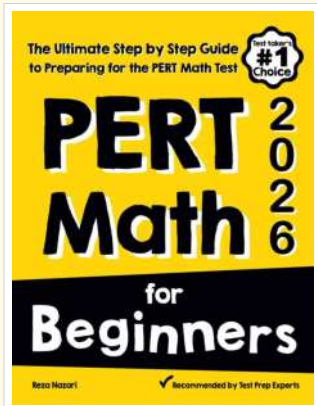
Practice with purpose.

Confidence

- ✓ Turns mistakes into targeted review
- ✓ Helps students see progress over time
- ✓ Keeps PERT preparation organized and calm

Move forward prepared.

STUDENT FAVORITE • Master PERT Math From the Ground Up



PERT Math for Beginners

The Ultimate Step-by-Step Guide to Preparing for the PERT Math Test


Written by a top math teacher and aligned with the latest PERT Math test. From fractions and percents to algebra and geometry — explained the easy way.

- ✓ **Complete coverage** of every PERT Math topic — perfect companion to these worksheets
- ✓ **Step-by-step explanations** with worked examples on every topic
- ✓ **QR codes in every chapter** for free video lessons & bonus practice
- ✓ **2 full-length practice tests** with detailed answer keys
- ✓ Perfect for self-study or the classroom

*** STUDENT'S #1 CHOICE**

Teacher-recommended • trusted PERT prep

→ **DOWNLOAD INSTANTLY**



Scan Me

Instant download • any device

□ **FIND ON AMAZON**



Scan Me

Paperback on Amazon

Pair these free worksheets with *PERT Math for Beginners* and you have a complete self-paced PERT Math path — concept lessons, daily practice, and full exam-style reviews. → [EffortlessMath.com](https://www.EffortlessMath.com)