

# Percent of Increase and Decrease

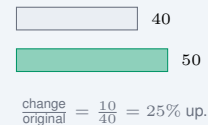
Name: \_\_\_\_\_ Date: \_\_\_\_\_ Score: \_\_\_\_\_ / 18

## Quick Review and Helpful Hints

A percent change compares the *amount of change* to the *original* amount: percent change =  $\frac{\text{change}}{\text{original}} \times 100\%$ . If the new value is larger it is a percent *increase*; if smaller, a percent *decrease*. Always divide by the original (starting) amount, not the new one.

▷ **Example:** A price rises from \$40 to \$50. Find the percent increase.

**Work:** The change is  $50 - 40 = 10$ . Divide by the original:  $\frac{10}{40} = 0.25$ , then multiply by 100%. **★ Answer:** 25% increase



### Practice Problems

Find each percent of increase or decrease.

- |              |       |              |       |
|--------------|-------|--------------|-------|
| 1. 20 → 25   | _____ | 8. 90 → 72   | _____ |
| 2. 50 → 40   | _____ | 9. 25 → 30   | _____ |
| 3. 80 → 100  | _____ | 10. 120 → 90 | _____ |
| 4. 60 → 45   | _____ | 11. 40 → 60  | _____ |
| 5. 10 → 15   | _____ | 12. 75 → 60  | _____ |
| 6. 200 → 150 | _____ | 13. 8 → 10   | _____ |
| 7. 30 → 36   | _____ | 14. 50 → 35  | _____ |

### Word Problems

15. A shirt's price went from \$25 to \$30. What is the percent increase? \_\_\_\_\_
16. A town's population grew from 800 to 1000. What is the percent increase? \_\_\_\_\_
17. A \$80 item is marked down to \$60. What is the percent decrease? \_\_\_\_\_
18. A person's weight dropped from 150 lb to 120 lb. What is the percent decrease? \_\_\_\_\_



## Answer Keys

- |                 |                  |                  |
|-----------------|------------------|------------------|
| 1. 25% increase | 7. 20% increase  | 13. 25% increase |
| 2. 20% decrease | 8. 20% decrease  | 14. 30% decrease |
| 3. 25% increase | 9. 20% increase  | 15. 20% increase |
| 4. 25% decrease | 10. 25% decrease | 16. 25% increase |
| 5. 50% increase | 11. 50% increase | 17. 25% decrease |
| 6. 25% decrease | 12. 20% decrease | 18. 20% decrease |

### Step-by-Step Explanations

**1.** Start by naming the process: Read what the problem is asking, choose the matching rule, write the setup, and then simplify one step at a time. The setup/work is The amount changes by  $25 - 20 = 5$ , an increase. Compare it to the original:  $\frac{5}{20} = 0.25$ , which is a 25% increase. So the final answer is 25% increase.

**2.** A good way to think about this is: Read what the problem is asking, choose the matching rule, write the setup, and then simplify one step at a time. The setup/work is The value drops by  $50 - 40 = 10$ . Divide by the original:  $\frac{10}{50} = 0.20$ , a 20% decrease. So the final answer is 20% decrease.

**3.** Step by step: Read what the problem is asking, choose the matching rule, write the setup, and then simplify one step at a time. The setup/work is The change is  $100 - 80 = 20$  up. Over the original:  $\frac{20}{80} = 0.25 = 25\%$  increase. So the final answer is 25% increase.

**4.** Take it one move at a time: Read what the problem is asking, choose the matching rule, write the setup, and then simplify one step at a time. The setup/work is The change is  $60 - 45 = 15$  down. Over the original:  $\frac{15}{60} = 0.25 = 25\%$  decrease. So the final answer is 25% decrease.

**5.** Start by naming the process: Read what the problem is asking, choose the matching rule, write the setup, and then simplify one step at a time. The setup/work is The change is 5 up. Over the original:  $\frac{5}{10} = 0.50 = 50\%$  increase. So the final answer is 50% increase.

**6.** A good way to think about this is: Read what the problem is asking, choose the matching rule, write the setup, and then simplify one step at a time. The setup/work is The change is 50 down. Over the original:  $\frac{50}{200} = 0.25 = 25\%$  decrease. So the final answer is 25% decrease.

**7.** Step by step: Read what the problem is asking, choose the matching rule, write the setup, and then simplify one step at a time. The setup/work is The change is 6 up. Over the original:  $\frac{6}{30} = 0.20 = 20\%$  increase. So the final answer is 20% increase.

**8.** Take it one move at a time: Read what the problem is asking, choose the matching rule, write the setup, and then simplify one step at a time. The setup/work is The change is 18 down. Over the original:  $\frac{18}{90} = 0.20 = 20\%$  decrease. So the final answer is 20% decrease.

**9.** Start by naming the process: Read what the problem is asking, choose the matching rule, write the setup, and then simplify one step at a time. The setup/work is The change is 5 up. Over the original:  $\frac{5}{25} = 0.20 = 20\%$  increase. So the final answer is 20% increase.

**10.** A good way to think about this is: Read what the problem is asking, choose the matching rule, write the setup, and then simplify one step at a time. The setup/work is The change is 30 down. Over the original:  $\frac{30}{120} = 0.25 = 25\%$  decrease. So the final answer is 25% decrease.

**11.** Step by step: Read what the problem is asking, choose the matching rule, write the setup, and then simplify one step at a time. The setup/work is The change is 20 up. Over the original:  $\frac{20}{40} = 0.50 = 50\%$  increase. So the final answer is 50% increase.

**12.** Take it one move at a time: Read what the problem is asking, choose the matching rule, write the setup, and then simplify one step at a time. The setup/work is The change is 15 down. Over the original:  $\frac{15}{75} = 0.20 = 20\%$  decrease. So the final answer is 20% decrease.

**13.** Start by naming the process: Read what the problem is asking, choose the matching rule, write the setup, and then simplify one step at a time. The setup/work is The change is 2 up. Over the original:  $\frac{2}{8} = 0.25 = 25\%$  increase. So the final answer is 25% increase.

**14.** A good way to think about this is: Read what the problem is asking, choose the matching rule, write the setup, and then simplify one step at a time. The setup/work is The change is 15 down. Over the original:  $\frac{15}{50} = 0.30 = 30\%$  decrease. So the final answer is 30% decrease.

**15.** Step by step: Read what the problem is asking, choose the matching rule, write the setup, and then simplify one step at a time. The setup/work is The price went up by  $30 - 25 = 5$ . Over the original price:  $\frac{5}{25} = 0.20 = 20\%$  increase. So the final answer is 20% increase.

**16.** Take it one move at a time: Read what the problem is asking, choose the matching rule, write the setup, and then simplify one step at a time. The setup/work is Growth is  $1000 - 800 = 200$ . Over the original population:  $\frac{200}{800} = 0.25 = 25\%$  increase. So the final answer is 25% increase.

**17.** Start by naming the process: Read what the problem is asking, choose the matching rule, write the setup, and then simplify one step at a time. The setup/work is The price dropped by  $80 - 60 = 20$ . Over the original:  $\frac{20}{80} = 0.25 = 25\%$  decrease. So the final answer is 25% decrease.

**18.** A good way to think about this is: Read what the problem is asking, choose the matching rule, write the setup, and then simplify one step at a time. The setup/work is Weight fell by  $150 - 120 = 30$ . Over the original:  $\frac{30}{150} = 0.20 = 20\%$  decrease. So the final answer is 20% decrease.



## Want Even More PERT Math Practice?



### The Most Comprehensive PERT Math Preparation Bundle

Prep books, workbooks, and full-length practice tests  
Complete review, detailed explanations, and realistic test practice



Scan Me

Prep Books  
Workbooks  
Practice Tests

**Important:** These PERT Math resources are made for extra practice after the worksheet. Scan the QR code above for the complete PERT Math preparation bundle.

#### Skill Review

- ✓ Builds number sense, algebra, geometry, and data skills
- ✓ Supports steady review before the PERT test
- ✓ Great for tutoring, homework, and independent practice

**Build the foundation.**

#### Test Practice

- ✓ Full-length practice tests for realistic pacing
- ✓ Detailed answer explanations for every question
- ✓ Useful after students finish topic worksheets

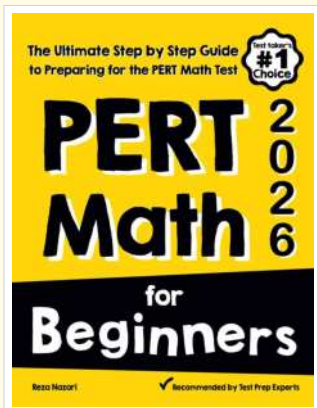
**Practice with purpose.**

#### Confidence

- ✓ Turns mistakes into targeted review
- ✓ Helps students see progress over time
- ✓ Keeps PERT preparation organized and calm

**Move forward prepared.**

### STUDENT FAVORITE • Master PERT Math From the Ground Up



#### PERT Math for Beginners

*The Ultimate Step-by-Step Guide to Preparing for the PERT Math Test*


Written by a top math teacher and aligned with the latest PERT Math test. From fractions and percents to algebra and geometry — explained the easy way.

- ✓ **Complete coverage** of every PERT Math topic — perfect companion to these worksheets
- ✓ **Step-by-step explanations** with worked examples on every topic
- ✓ **QR codes in every chapter** for free video lessons & bonus practice
- ✓ **2 full-length practice tests** with detailed answer keys
- ✓ Perfect for self-study or the classroom

\* **STUDENT'S #1 CHOICE**

Teacher-recommended • trusted PERT prep

→ **DOWNLOAD INSTANTLY**



Scan Me

Instant download • any device

□ **FIND ON AMAZON**



Scan Me

Paperback on Amazon

Pair these free worksheets with *PERT Math for Beginners* and you have a complete self-paced PERT Math path — concept lessons, daily practice, and full exam-style reviews. → [EffortlessMath.com](https://www.EffortlessMath.com)