

# Order of Operations

Name: \_\_\_\_\_

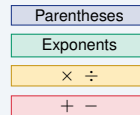
Date: \_\_\_\_\_

Score: \_\_\_\_\_ / 18

## Quick Review and Helpful Hints

Follow **PEMDAS**: *Parentheses* first, then *Exponents*, then *Multiplication and Division* from left to right, then *Addition and Subtraction* from left to right. Multiplication and division have equal priority, and so do addition and subtraction.

▷ **Example:** Evaluate  $2 + 3 \times 4$ . **Work:** Multiplication comes before addition, so do  $3 \times 4 = 12$  first, then add:  $2 + 12$ . ★ **Answer:** 14



Work top to bottom (PEMDAS).

## ◆ Practice Problems

Evaluate each expression.

1.  $2 + 3 \times 4$

\_\_\_\_\_

8.  $4^2 - 6$

\_\_\_\_\_

2.  $(2 + 3) \times 4$

\_\_\_\_\_

9.  $(8 - 3)^2$

\_\_\_\_\_

3.  $10 - 2 \times 3$

\_\_\_\_\_

10.  $6 + 4 \times 2 - 3$

\_\_\_\_\_

4.  $12 \div 4 + 1$

\_\_\_\_\_

11.  $2 \times 3^2$

\_\_\_\_\_

5.  $5 + 2^2$

\_\_\_\_\_

12.  $18 \div (3 + 6)$

\_\_\_\_\_

6.  $3 \times (4 + 1)$

\_\_\_\_\_

13.  $5 \times 2 + 3 \times 4$

\_\_\_\_\_

7.  $20 - 6 \div 2$

\_\_\_\_\_

14.  $100 - 5^2 \times 2$

\_\_\_\_\_

## ◆ Word Problems

15. You buy 3 shirts at \$12 each and one hat for \$8. What is the total cost?

\_\_\_\_\_

16. A recipe needs 2 cups plus 3 batches of 4 cups each. How many cups in all?

\_\_\_\_\_

17. A shelter has 15 donated blankets. After 3 are set aside for washing, the rest are packed evenly into 4 emergency kits. How many blankets go in each kit?

\_\_\_\_\_

18. A parking garage charges a \$5 entry fee plus \$2 per hour. If a car is parked from 6 p.m. to 10 p.m., what is the total charge?

\_\_\_\_\_



## Answer Keys

- |                                    |                                     |  |
|------------------------------------|-------------------------------------|--|
| 1. <input type="text" value="14"/> | 7. <input type="text" value="17"/>  | 13. <input type="text" value="22"/>      |
| 2. <input type="text" value="20"/> | 8. <input type="text" value="10"/>  | 14. <input type="text" value="50"/>      |
| 3. <input type="text" value="4"/>  | 9. <input type="text" value="25"/>  | 15. <input type="text" value="\$44"/>    |
| 4. <input type="text" value="4"/>  | 10. <input type="text" value="11"/> | 16. <input type="text" value="14 cups"/> |
| 5. <input type="text" value="9"/>  | 11. <input type="text" value="18"/> | 17. <input type="text" value="3"/>       |
| 6. <input type="text" value="15"/> | 12. <input type="text" value="2"/>  | 18. <input type="text" value="13"/>      |

### Step-by-Step Explanations

1. Start by naming the process: Read what the problem is asking, choose the matching rule, write the setup, and then simplify one step at a time. The setup/work is Remember PEMDAS – multiplication before addition. Do  $3 \times 4 = 12$  first, then add:  $2 + 12 = 14$ . So the final answer is 14.
2. A good way to think about this is: Read what the problem is asking, choose the matching rule, write the setup, and then simplify one step at a time. The setup/work is Parentheses come first:  $2 + 3 = 5$ , then multiply:  $5 \times 4 = 20$ . So the final answer is 20.
3. Step by step: Read what the problem is asking, choose the matching rule, write the setup, and then simplify one step at a time. The setup/work is Multiply before subtracting:  $2 \times 3 = 6$ , then  $10 - 6 = 4$ . So the final answer is 4.
4. Take it one move at a time: Read what the problem is asking, choose the matching rule, write the setup, and then simplify one step at a time. The setup/work is Divide before adding:  $12 \div 4 = 3$ , then  $3 + 1 = 4$ . So the final answer is 4.
5. Start by naming the process: Read what the problem is asking, choose the matching rule, write the setup, and then simplify one step at a time. The setup/work is Exponents before addition:  $2^2 = 4$ , then  $5 + 4 = 9$ . So the final answer is 9.
6. A good way to think about this is: Read what the problem is asking, choose the matching rule, write the setup, and then simplify one step at a time. The setup/work is Inside the parentheses first:  $4 + 1 = 5$ , then  $3 \times 5 = 15$ . So the final answer is 15.
7. Step by step: Read what the problem is asking, choose the matching rule, write the setup, and then simplify one step at a time. The setup/work is Divide before subtracting:  $6 \div 2 = 3$ , then  $20 - 3 = 17$ . So the final answer is 17.
8. Take it one move at a time: Read what the problem is asking, choose the matching rule, write the setup, and then simplify one step at a time. The setup/work is Exponent first:  $4^2 = 16$ , then  $16 - 6 = 10$ . So the final answer is 10.
9. Start by naming the process: Read what the problem is asking, choose the matching rule, write the setup, and then simplify one step at a time. The setup/work is Parentheses first:  $8 - 3 = 5$ , then square:  $5^2 = 25$ . So the final answer is 25.
10. A good way to think about this is: Read what the problem is asking, choose the matching rule, write the setup, and then simplify one step at a time. The setup/work is Multiply first:  $4 \times 2 = 8$ . Then left to right:  $6 + 8 - 3 = 11$ . So the final answer is 11.
11. Step by step: Read what the problem is asking, choose the matching rule, write the setup, and then simplify one step at a time. The setup/work is Exponent before multiplying:  $3^2 = 9$ , then  $2 \times 9 = 18$ . So the final answer is 18.
12. Take it one move at a time: Read what the problem is asking, choose the matching rule, write the setup, and then simplify one step at a time. The setup/work is Parentheses first:  $3 + 6 = 9$ , then  $18 \div 9 = 2$ . So the final answer is 2.
13. Start by naming the process: Read what the problem is asking, choose the matching rule, write the setup, and then simplify one step at a time. The setup/work is Do both multiplications first:  $5 \times 2 = 10$  and  $3 \times 4 = 12$ , then add:  $10 + 12 = 22$ . So the final answer is 22.
14. A good way to think about this is: Read what the problem is asking, choose the matching rule, write the setup, and then simplify one step at a time. The setup/work is Exponent first:  $5^2 = 25$ . Then multiply:  $25 \times 2 = 50$ . Finally subtract:  $100 - 50 = 50$ . So the final answer is 50.
15. Step by step: Read what the problem is asking, choose the matching rule, write the setup, and then simplify one step at a time. The setup/work is Multiply before adding:  $3 \times 12 = 36$  for the shirts, plus \$8 for the hat:  $36 + 8 = \$44$ . So the final answer is \$44.
16. Take it one move at a time: Read what the problem is asking, choose the matching rule, write the setup, and then simplify one step at a time. The setup/work is Multiply first:  $3 \times 4 = 12$  cups for the batches, plus the 2:  $2 + 12 = 14$  cups. So the final answer is 14 cups.
17. Start by naming the process: Read what the problem is asking, choose the matching rule, write the setup, and then simplify one step at a time. The setup/work is Parentheses first:  $15 - 3 = 12$ , then divide:  $12 \div 4 = 3$ . So the final answer is 3.
18. A good way to think about this is: Read what the problem is asking, choose the matching rule, write the setup, and then simplify one step at a time. The setup/work is Parentheses first:  $10 - 6 = 4$ . Then multiply:  $2 \times 4 = 8$ . Finally add:  $5 + 8 = 13$ . So the final answer is 13.



## Want Even More PERT Math Practice?



### The Most Comprehensive PERT Math Preparation Bundle

Prep books, workbooks, and full-length practice tests

Complete review, detailed explanations, and realistic test practice



Scan Me

**Prep Books  
Workbooks  
Practice Tests**

**Important:** These PERT Math resources are made for extra practice after the worksheet. Scan the QR code above for the complete PERT Math preparation bundle.

#### Skill Review

- ✓ Builds number sense, algebra, geometry, and data skills
- ✓ Supports steady review before the PERT test
- ✓ Great for tutoring, homework, and independent practice

**Build the foundation.**

#### Test Practice

- ✓ Full-length practice tests for realistic pacing
- ✓ Detailed answer explanations for every question
- ✓ Useful after students finish topic worksheets

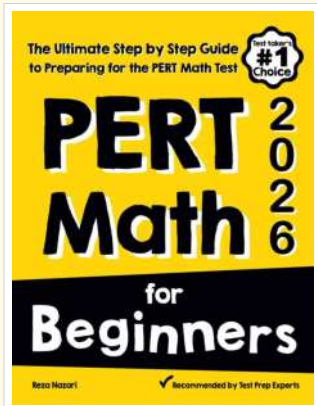
**Practice with purpose.**

#### Confidence

- ✓ Turns mistakes into targeted review
- ✓ Helps students see progress over time
- ✓ Keeps PERT preparation organized and calm

**Move forward prepared.**

### STUDENT FAVORITE • Master PERT Math From the Ground Up



#### PERT Math for Beginners

*The Ultimate Step-by-Step Guide to Preparing for the PERT Math Test*


Written by a top math teacher and aligned with the latest PERT Math test. From fractions and percents to algebra and geometry — explained the easy way.

- ✓ **Complete coverage** of every PERT Math topic — perfect companion to these worksheets
- ✓ **Step-by-step explanations** with worked examples on every topic
- ✓ **QR codes in every chapter** for free video lessons & bonus practice
- ✓ **2 full-length practice tests** with detailed answer keys
- ✓ Perfect for self-study or the classroom

**\* STUDENT'S #1 CHOICE**

Teacher-recommended • trusted PERT prep

→ **DOWNLOAD INSTANTLY**



Scan Me

Instant download • any device

□ **FIND ON AMAZON**



Scan Me

Paperback on Amazon

Pair these free worksheets with *PERT Math for Beginners* and you have a complete self-paced PERT Math path — concept lessons, daily practice, and full exam-style reviews. → [EffortlessMath.com](https://EffortlessMath.com)