

Adding and Subtracting Decimals

Name: _____

Date: _____

Score: _____ / 18

Quick Review and Helpful Hints

To add or subtract decimals, line up the decimal points so each place value matches, filling empty spots with zeros if it helps. Then add or subtract just like whole numbers and bring the decimal point straight down into the answer.

▶ **Example:** Add $3.4 + 12.75$. **Work:** Line up the points and fill a zero:
 $03.40 + 12.75$. Add column by column to get 16.15, with the decimal point straight down. **★ Answer:** 16.15

$$\begin{array}{r} 03.40 \\ + 12.75 \\ \hline 16.15 \end{array}$$

Line up the decimal points.

◆ Practice Problems

Add or subtract.

1. $2.3 + 1.5$ _____

8. $6.7 + 0.85$ _____

2. $4.7 + 2.6$ _____

9. $12.4 - 5.6$ _____

3. $5.6 - 2.1$ _____

10. $0.9 + 0.08$ _____

4. $8.3 - 4.7$ _____

11. $7.25 - 3.5$ _____

5. $0.45 + 0.3$ _____

12. $2.6 + 4.75$ _____

6. $1.25 + 3.6$ _____

13. $10 - 2.35$ _____

7. $9.0 - 3.45$ _____

14. $3.14 + 2.86$ _____

◆ Word Problems

15. You have \$20 and spend \$7.45. How much money is left? _____

16. A bottle holds 1.5 liters and another holds 0.75 liter. How much in all? _____

17. A runner went 5.2 km, then 3.85 km more. What was the total distance? _____

18. A board is 4.5 feet long. After cutting off 1.75 feet, how much remains? _____



Answer Keys

- | | | |
|--------------------------------------|---------------------------------------|--|
| 1. <input type="text" value="3.8"/> | 7. <input type="text" value="5.55"/> | 13. <input type="text" value="7.65"/> |
| 2. <input type="text" value="7.3"/> | 8. <input type="text" value="7.55"/> | 14. <input type="text" value="6"/> |
| 3. <input type="text" value="3.5"/> | 9. <input type="text" value="6.8"/> | 15. <input type="text" value="\$12.55"/> |
| 4. <input type="text" value="3.6"/> | 10. <input type="text" value="0.98"/> | 16. <input type="text" value="2.25 L"/> |
| 5. <input type="text" value="0.75"/> | 11. <input type="text" value="3.75"/> | 17. <input type="text" value="9.05 km"/> |
| 6. <input type="text" value="4.85"/> | 12. <input type="text" value="7.35"/> | 18. <input type="text" value="2.75 ft"/> |

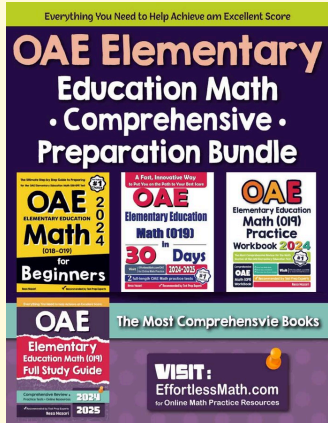
Step-by-Step Explanations

1. Start by naming the process: Read what the problem is asking, choose the matching rule, write the setup, and then simplify one step at a time. The setup/work is Line up the decimal points and add place by place: $2.3 + 1.5 = 3.8$. So the final answer is 3.8.
2. A good way to think about this is: Read what the problem is asking, choose the matching rule, write the setup, and then simplify one step at a time. The setup/work is Add column by column, carrying when a column passes 9: $4.7 + 2.6 = 7.3$. So the final answer is 7.3.
3. Step by step: Read what the problem is asking, choose the matching rule, write the setup, and then simplify one step at a time. The setup/work is Line up the points and subtract: $5.6 - 2.1 = 3.5$. So the final answer is 3.5.
4. Take it one move at a time: Read what the problem is asking, choose the matching rule, write the setup, and then simplify one step at a time. The setup/work is Line up the points; you must borrow in the tenths: $8.3 - 4.7 = 3.6$. So the final answer is 3.6.
5. Start by naming the process: Read what the problem is asking, choose the matching rule, write the setup, and then simplify one step at a time. The setup/work is Write 0.3 as 0.30 so the places line up, then add: $0.45 + 0.30 = 0.75$. So the final answer is 0.75.
6. A good way to think about this is: Read what the problem is asking, choose the matching rule, write the setup, and then simplify one step at a time. The setup/work is Line up as $1.25 + 3.60$ and add: 4.85. So the final answer is 4.85.
7. Step by step: Read what the problem is asking, choose the matching rule, write the setup, and then simplify one step at a time. The setup/work is Write 9 as 9.00 so the columns match, then subtract: $9.00 - 3.45 = 5.55$. So the final answer is 5.55.
8. Take it one move at a time: Read what the problem is asking, choose the matching rule, write the setup, and then simplify one step at a time. The setup/work is Line up as $6.70 + 0.85$ and add: 7.55. So the final answer is 7.55.
9. Start by naming the process: Read what the problem is asking, choose the matching rule, write the setup, and then simplify one step at a time. The setup/work is Line up the points and subtract, borrowing once: $12.4 - 5.6 = 6.8$. So the final answer is 6.8.
10. A good way to think about this is: Read what the problem is asking, choose the matching rule, write the setup, and then simplify one step at a time. The setup/work is Line up as $0.90 + 0.08 = 0.98$. So the final answer is 0.98.
11. Step by step: Read what the problem is asking, choose the matching rule, write the setup, and then simplify one step at a time. The setup/work is Write 3.5 as 3.50, then subtract: $7.25 - 3.50 = 3.75$. So the final answer is 3.75.
12. Take it one move at a time: Read what the problem is asking, choose the matching rule, write the setup, and then simplify one step at a time. The setup/work is Line up as $2.60 + 4.75$ and add: 7.35. So the final answer is 7.35.
13. Start by naming the process: Read what the problem is asking, choose the matching rule, write the setup, and then simplify one step at a time. The setup/work is Write 10 as 10.00, then subtract: $10.00 - 2.35 = 7.65$. So the final answer is 7.65.
14. A good way to think about this is: Read what the problem is asking, choose the matching rule, write the setup, and then simplify one step at a time. The setup/work is Add carefully: $3.14 + 2.86 = 6.00$, which is simply 6. So the final answer is 6.
15. Step by step: Read what the problem is asking, choose the matching rule, write the setup, and then simplify one step at a time. The setup/work is Subtract what you spend from what you have: $20.00 - 7.45 = \$12.55$ left. So the final answer is \$12.55.
16. Take it one move at a time: Read what the problem is asking, choose the matching rule, write the setup, and then simplify one step at a time. The setup/work is Add the two volumes, lined up: $1.50 + 0.75 = 2.25$ liters. So the final answer is 2.25 L.
17. Start by naming the process: Read what the problem is asking, choose the matching rule, write the setup, and then simplify one step at a time. The setup/work is Add the two distances: $5.20 + 3.85 = 9.05$ km. So the final answer is 9.05 km.
18. A good way to think about this is: Read what the problem is asking, choose the matching rule, write the setup, and then simplify one step at a time. The setup/work is Subtract the cut piece from the length: $4.50 - 1.75 = 2.75$ ft remain. So the final answer is 2.75 ft.




Keep Building OAE Elementary Education Math (019) Skills

Recommended Effortless Math resources




OAE Elementary Education Math Comprehensive Preparation Bundle




Scan Me
Download Instantly

STUDENT FAVORITE - OAE Elementary Education Math (019) for Beginners



OAE Elementary Education Math (019) for Beginners 2026



Scan Me
Download Instantly

OAE Elementary Education Math (019) for Beginners 2026

Step-by-step lessons, topic practice, and full review support for students who want a calm path through OAE Elementary Education Math (019) preparation.

A strong companion for self-study, tutoring, homework, and targeted review.