

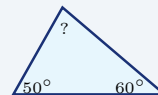
# Triangles

Name: \_\_\_\_\_ Date: \_\_\_\_\_ Score: \_\_\_\_\_ / 18

## Quick Review and Helpful Hints

The three angles of any triangle add up to  $180^\circ$ . To find a missing angle, subtract the known angles from  $180^\circ$ . The area of a triangle is  $A = \frac{1}{2}bh$ , where  $b$  is the base and  $h$  is the height drawn perpendicular to that base.

► **Example:** Two angles of a triangle are  $50^\circ$  and  $60^\circ$ . Find the third angle. **Work:** All three angles add to  $180^\circ$ . Add the known angles:  $50 + 60 = 110$ . Subtract from 180:  $180 - 110 = 70$ . ★ **Answer:**  $70^\circ$

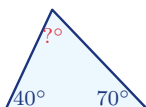


Angles sum to  $180^\circ$ , so  $? = 70^\circ$ .

### Practice Problems

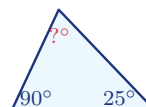
Use each diagram to find the missing angle or the area, as directed.

1. Find the missing angle.



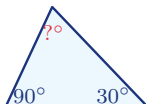
\_\_\_\_\_

6. Find the other acute angle.



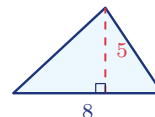
\_\_\_\_\_

2. Find the missing angle.



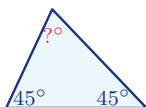
\_\_\_\_\_

7. Find the area.



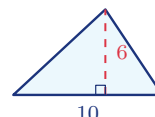
\_\_\_\_\_

3. Find the missing angle.



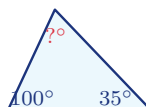
\_\_\_\_\_

8. Find the area.



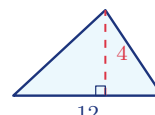
\_\_\_\_\_

4. Find the missing angle.



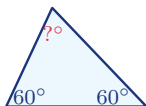
\_\_\_\_\_

9. Find the area.



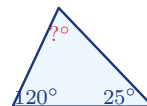
\_\_\_\_\_

5. Find the missing angle.

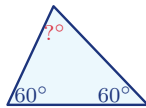


\_\_\_\_\_

10. Find the missing angle.

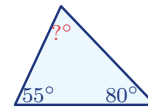


11. Find each angle of an equilateral triangle.



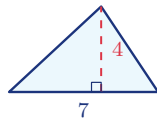
\_\_\_\_\_

13. Find the missing angle.



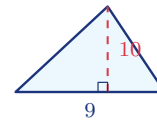
\_\_\_\_\_

12. Find the area.



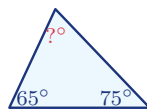
\_\_\_\_\_

14. Find the area.



\_\_\_\_\_

◆ Word Problems

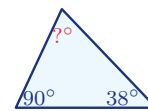


15. A triangular sail has angles  $65^\circ$  and  $75^\circ$ . Find the third angle.

Use angle sum =  $180^\circ$

Work: \_\_\_\_\_

\_\_\_\_\_

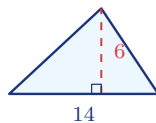


17. In a right triangle, one acute angle is  $38^\circ$ . Find the other acute angle.

Use angle sum =  $180^\circ$

Work: \_\_\_\_\_

\_\_\_\_\_

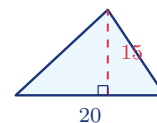


16. A triangular garden has base 14 ft and height 6 ft. Find its area.

Use  $A = \frac{1}{2}bh$

Work: \_\_\_\_\_

\_\_\_\_\_



18. A triangular flag has base 20 cm and height 15 cm. Find its area.

Use  $A = \frac{1}{2}bh$

Work: \_\_\_\_\_

\_\_\_\_\_



## Answer Keys

- |                                     |                                      |   |
|-------------------------------------|--------------------------------------|---|
| 1. <input type="text" value="70°"/> | 7. <input type="text" value="20"/>   | 13. <input type="text" value="45°"/>                            |
| 2. <input type="text" value="60°"/> | 8. <input type="text" value="30"/>   | 14. <input type="text" value="45"/>                             |
| 3. <input type="text" value="90°"/> | 9. <input type="text" value="24"/>   | 15. <input type="text" value="40°"/>                            |
| 4. <input type="text" value="45°"/> | 10. <input type="text" value="35°"/> | 16. <input type="text" value="42 ft&lt;sup&gt;2&lt;/sup&gt;"/>  |
| 5. <input type="text" value="60°"/> | 11. <input type="text" value="60°"/> | 17. <input type="text" value="52°"/>                            |
| 6. <input type="text" value="65°"/> | 12. <input type="text" value="14"/>  | 18. <input type="text" value="150 cm&lt;sup&gt;2&lt;/sup&gt;"/> |

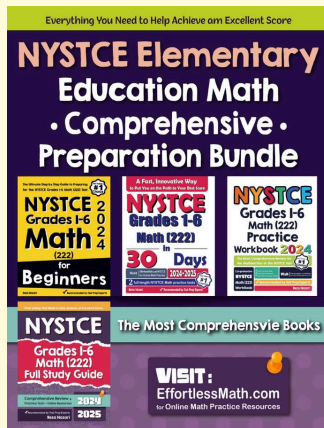
### Step-by-Step Explanations

1. Start by naming the process: Use the triangle angle-sum rule: the three interior angles add to  $180^\circ$ , then solve for the missing value. The setup/work is The three angles of a triangle always total  $180^\circ$ . Subtract the two you know:  $180 - 40 - 70 = 70^\circ$ . So the final answer is  $70^\circ$ .
2. A good way to think about this is: Use the triangle angle-sum rule: the three interior angles add to  $180^\circ$ , then solve for the missing value. The setup/work is  $180 - 90 - 30 = 60^\circ$ . So the final answer is  $60^\circ$ .
3. Step by step: Use the triangle angle-sum rule: the three interior angles add to  $180^\circ$ , then solve for the missing value. The setup/work is  $180 - 45 - 45 = 90^\circ$  – this makes a right triangle. So the final answer is  $90^\circ$ .
4. Take it one move at a time: Use the triangle angle-sum rule: the three interior angles add to  $180^\circ$ , then solve for the missing value. The setup/work is  $180 - 100 - 35 = 45^\circ$ . So the final answer is  $45^\circ$ .
5. Start by naming the process: Use the triangle angle-sum rule: the three interior angles add to  $180^\circ$ , then solve for the missing value. The setup/work is  $180 - 60 - 60 = 60^\circ$ ; all three are equal, so it's equilateral. So the final answer is  $60^\circ$ .
6. A good way to think about this is: Use the triangle angle-sum rule: the three interior angles add to  $180^\circ$ , then solve for the missing value. The setup/work is A right triangle already has a  $90^\circ$  angle, so the other acute angle is  $180 - 90 - 25 = 65^\circ$ . So the final answer is  $65^\circ$ .
7. Step by step: Use the triangle angle-sum rule: the three interior angles add to  $180^\circ$ , then solve for the missing value. The setup/work is Area of a triangle is  $\frac{1}{2}bh$ :  $\frac{1}{2}(8)(5) = 20$ . So the final answer is 20.
8. Take it one move at a time: Use the triangle angle-sum rule: the three interior angles add to  $180^\circ$ , then solve for the missing value. The setup/work is  $\frac{1}{2}(10)(6) = 30$ . So the final answer is 30.
9. Start by naming the process: Use the triangle angle-sum rule: the three interior angles add to  $180^\circ$ , then solve for the missing value. The setup/work is  $\frac{1}{2}(12)(4) = 24$ . So the final answer is 24.
10. A good way to think about this is: Use the triangle angle-sum rule: the three interior angles add to  $180^\circ$ , then solve for the missing value. The setup/work is  $180 - 120 - 25 = 35^\circ$ . So the final answer is  $35^\circ$ .
11. Step by step: Use the triangle angle-sum rule: the three interior angles add to  $180^\circ$ , then solve for the missing value. The setup/work is An equilateral triangle has three equal angles, so each is  $180 \div 3 = 60^\circ$ . So the final answer is  $60^\circ$ .
12. Take it one move at a time: Use the triangle angle-sum rule: the three interior angles add to  $180^\circ$ , then solve for the missing value. The setup/work is  $\frac{1}{2}(7)(4) = 14$ . So the final answer is 14.
13. Start by naming the process: Use the triangle angle-sum rule: the three interior angles add to  $180^\circ$ , then solve for the missing value. The setup/work is  $180 - 55 - 80 = 45^\circ$ . So the final answer is  $45^\circ$ .
14. A good way to think about this is: Use the triangle angle-sum rule: the three interior angles add to  $180^\circ$ , then solve for the missing value. The setup/work is  $\frac{1}{2}(9)(10) = 45$ . So the final answer is 45.
15. Step by step: Use the triangle angle-sum rule: the three interior angles add to  $180^\circ$ , then solve for the missing value. The setup/work is The third angle of the sail is  $180 - 65 - 75 = 40^\circ$ . So the final answer is  $40^\circ$ .
16. Take it one move at a time: Use the triangle angle-sum rule: the three interior angles add to  $180^\circ$ , then solve for the missing value. The setup/work is Area =  $\frac{1}{2}(14)(6) = 42$  square feet. So the final answer is 42 ft<sup>2</sup>.
17. Start by naming the process: Use the triangle angle-sum rule: the three interior angles add to  $180^\circ$ , then solve for the missing value. The setup/work is The other acute angle is  $180 - 90 - 38 = 52^\circ$ . So the final answer is  $52^\circ$ .
18. A good way to think about this is: Use the triangle angle-sum rule: the three interior angles add to  $180^\circ$ , then solve for the missing value. The setup/work is Area =  $\frac{1}{2}(20)(15) = 150$  square cm. So the final answer is 150 cm<sup>2</sup>.



# Keep Building NYSTCE Grades 1-6 Math (222) Skills

Recommended Effortless Math resources

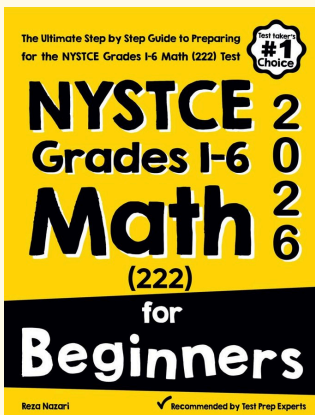


Use the complete NYSTCE Grades 1-6 Math (222) resource for review, worked examples, extra practice, and test-style questions after each worksheet.



Scan Me  
Download Instantly

## STUDENT FAVORITE - NYSTCE Grades 1-6 Math (222) for Beginners



### NYSTCE Grades 1-6 Math (222) for Beginners 2026

Step-by-step lessons, topic practice, and full review support for students who want a calm path through NYSTCE Grades 1-6 Math (222) preparation.

A strong companion for self-study, tutoring, homework, and targeted review.

PDF Edition



Scan Me  
Download Instantly