

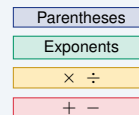
Order of Operations

Name: _____ Date: _____ Score: _____ / 18

Quick Review and Helpful Hints

Follow **PEMDAS**: *Parentheses* first, then *Exponents*, then *Multiplication and Division* from left to right, then *Addition and Subtraction* from left to right. Multiplication and division have equal priority, and so do addition and subtraction.

▶ **Example:** Evaluate $2 + 3 \times 4$. **Work:** Multiplication comes before addition, so do $3 \times 4 = 12$ first, then add: $2 + 12$. ★ **Answer:** 14



Work top to bottom (PEMDAS).

Practice Problems

Evaluate each expression.

- | | | | |
|-----------------------|-------|-------------------------------|-------|
| 1. $2 + 3 \times 4$ | _____ | 8. $4^2 - 6$ | _____ |
| 2. $(2 + 3) \times 4$ | _____ | 9. $(8 - 3)^2$ | _____ |
| 3. $10 - 2 \times 3$ | _____ | 10. $6 + 4 \times 2 - 3$ | _____ |
| 4. $12 \div 4 + 1$ | _____ | 11. 2×3^2 | _____ |
| 5. $5 + 2^2$ | _____ | 12. $18 \div (3 + 6)$ | _____ |
| 6. $3 \times (4 + 1)$ | _____ | 13. $5 \times 2 + 3 \times 4$ | _____ |
| 7. $20 - 6 \div 2$ | _____ | 14. $100 - 5^2 \times 2$ | _____ |

Word Problems

15. You buy 3 shirts at \$12 each and one hat for \$8. What is the total cost? _____
16. A recipe needs 2 cups plus 3 batches of 4 cups each. How many cups in all? _____
17. A shelter has 15 donated blankets. After 3 are set aside for washing, the rest are packed evenly into 4 emergency kits. How many blankets go in each kit? _____
18. A parking garage charges a \$5 entry fee plus \$2 per hour. If a car is parked from 6 p.m. to 10 p.m., what is the total charge? _____



Answer Keys

- | | | |
|------------------------------------|-------------------------------------|--|
| 1. <input type="text" value="14"/> | 7. <input type="text" value="17"/> | 13. <input type="text" value="22"/> |
| 2. <input type="text" value="20"/> | 8. <input type="text" value="10"/> | 14. <input type="text" value="50"/> |
| 3. <input type="text" value="4"/> | 9. <input type="text" value="25"/> | 15. <input type="text" value="\$44"/> |
| 4. <input type="text" value="4"/> | 10. <input type="text" value="11"/> | 16. <input type="text" value="14 cups"/> |
| 5. <input type="text" value="9"/> | 11. <input type="text" value="18"/> | 17. <input type="text" value="3"/> |
| 6. <input type="text" value="15"/> | 12. <input type="text" value="2"/> | 18. <input type="text" value="13"/> |

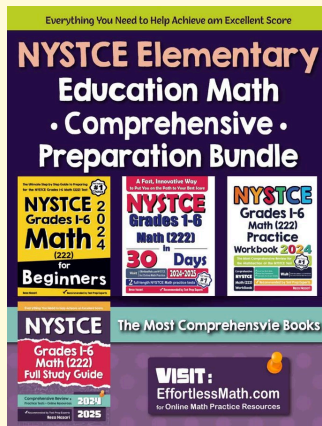
Step-by-Step Explanations

1. Start by naming the process: Read what the problem is asking, choose the matching rule, write the setup, and then simplify one step at a time. The setup/work is Remember PEMDAS – multiplication before addition. Do $3 \times 4 = 12$ first, then add: $2 + 12 = 14$. So the final answer is 14.
2. A good way to think about this is: Read what the problem is asking, choose the matching rule, write the setup, and then simplify one step at a time. The setup/work is Parentheses come first: $2 + 3 = 5$, then multiply: $5 \times 4 = 20$. So the final answer is 20.
3. Step by step: Read what the problem is asking, choose the matching rule, write the setup, and then simplify one step at a time. The setup/work is Multiply before subtracting: $2 \times 3 = 6$, then $10 - 6 = 4$. So the final answer is 4.
4. Take it one move at a time: Read what the problem is asking, choose the matching rule, write the setup, and then simplify one step at a time. The setup/work is Divide before adding: $12 \div 4 = 3$, then $3 + 1 = 4$. So the final answer is 4.
5. Start by naming the process: Read what the problem is asking, choose the matching rule, write the setup, and then simplify one step at a time. The setup/work is Exponents before addition: $2^2 = 4$, then $5 + 4 = 9$. So the final answer is 9.
6. A good way to think about this is: Read what the problem is asking, choose the matching rule, write the setup, and then simplify one step at a time. The setup/work is Inside the parentheses first: $4 + 1 = 5$, then $3 \times 5 = 15$. So the final answer is 15.
7. Step by step: Read what the problem is asking, choose the matching rule, write the setup, and then simplify one step at a time. The setup/work is Divide before subtracting: $6 \div 2 = 3$, then $20 - 3 = 17$. So the final answer is 17.
8. Take it one move at a time: Read what the problem is asking, choose the matching rule, write the setup, and then simplify one step at a time. The setup/work is Exponent first: $4^2 = 16$, then $16 - 6 = 10$. So the final answer is 10.
9. Start by naming the process: Read what the problem is asking, choose the matching rule, write the setup, and then simplify one step at a time. The setup/work is Parentheses first: $8 - 3 = 5$, then square: $5^2 = 25$. So the final answer is 25.
10. A good way to think about this is: Read what the problem is asking, choose the matching rule, write the setup, and then simplify one step at a time. The setup/work is Multiply first: $4 \times 2 = 8$. Then left to right: $6 + 8 - 3 = 11$. So the final answer is 11.
11. Step by step: Read what the problem is asking, choose the matching rule, write the setup, and then simplify one step at a time. The setup/work is Exponent before multiplying: $3^2 = 9$, then $2 \times 9 = 18$. So the final answer is 18.
12. Take it one move at a time: Read what the problem is asking, choose the matching rule, write the setup, and then simplify one step at a time. The setup/work is Parentheses first: $3 + 6 = 9$, then $18 \div 9 = 2$. So the final answer is 2.
13. Start by naming the process: Read what the problem is asking, choose the matching rule, write the setup, and then simplify one step at a time. The setup/work is Do both multiplications first: $5 \times 2 = 10$ and $3 \times 4 = 12$, then add: $10 + 12 = 22$. So the final answer is 22.
14. A good way to think about this is: Read what the problem is asking, choose the matching rule, write the setup, and then simplify one step at a time. The setup/work is Exponent first: $5^2 = 25$. Then multiply: $25 \times 2 = 50$. Finally subtract: $100 - 50 = 50$. So the final answer is 50.
15. Step by step: Read what the problem is asking, choose the matching rule, write the setup, and then simplify one step at a time. The setup/work is Multiply before adding: $3 \times 12 = 36$ for the shirts, plus \$8 for the hat: $36 + 8 = \$44$. So the final answer is \$44.
16. Take it one move at a time: Read what the problem is asking, choose the matching rule, write the setup, and then simplify one step at a time. The setup/work is Multiply first: $3 \times 4 = 12$ cups for the batches, plus the 2: $2 + 12 = 14$ cups. So the final answer is 14 cups.
17. Start by naming the process: Read what the problem is asking, choose the matching rule, write the setup, and then simplify one step at a time. The setup/work is Parentheses first: $15 - 3 = 12$, then divide: $12 \div 4 = 3$. So the final answer is 3.
18. A good way to think about this is: Read what the problem is asking, choose the matching rule, write the setup, and then simplify one step at a time. The setup/work is Parentheses first: $10 - 6 = 4$. Then multiply: $2 \times 4 = 8$. Finally add: $5 + 8 = 13$. So the final answer is 13.



Keep Building NYSTCE Grades 1-6 Math (222) Skills

Recommended Effortless Math resources

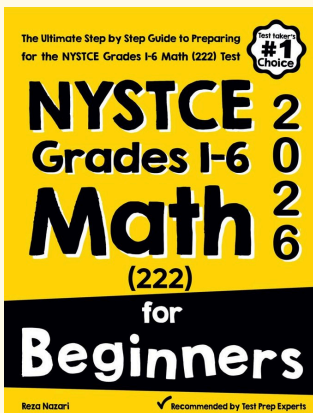


Use the complete NYSTCE Grades 1-6 Math (222) resource for review, worked examples, extra practice, and test-style questions after each worksheet.



Scan Me
Download Instantly

STUDENT FAVORITE - NYSTCE Grades 1-6 Math (222) for Beginners



NYSTCE Grades 1-6 Math (222) for Beginners 2026

Step-by-step lessons, topic practice, and full review support for students who want a calm path through NYSTCE Grades 1-6 Math (222) preparation.

A strong companion for self-study, tutoring, homework, and targeted review.

PDF Edition



Scan Me
Download Instantly