

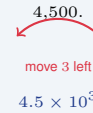
Scientific Notation

Name: _____ Date: _____ Score: _____ / 18

Quick Review and Helpful Hints

Scientific notation writes a number as $a \times 10^n$, where $1 \leq a < 10$. A *positive* exponent means a large number (move the decimal point right when expanding); a *negative* exponent means a small number (move it left). The exponent equals the number of places the decimal point moves.

▷ **Example:** Write 4500 in scientific notation. **Work:** Move the decimal point so one nonzero digit stays in front: 4.5. The point moved 3 places left, so the exponent is +3.
 ★ **Answer:** 4.5×10^3



Each place is one power of 10.

Practice Problems

Write in scientific notation, or expand to a standard number, as needed.

- | | | | |
|-----------------------|-------|--------------------------|-------|
| 1. 3000 | _____ | 8. 9×10^3 | _____ |
| 2. 52000 | _____ | 9. 86000 | _____ |
| 3. 0.006 | _____ | 10. 2.5×10^{-3} | _____ |
| 4. 4.1×10^2 | _____ | 11. 0.0801 | _____ |
| 5. 7×10^{-2} | _____ | 12. 6.3×10^5 | _____ |
| 6. 120000 | _____ | 13. 700 | _____ |
| 7. 0.00045 | _____ | 14. 1.5×10^{-1} | _____ |

Word Problems

15. A bacterium is 0.000002 meter long. Write this in scientific notation. _____
16. A distance is 3.0×10^5 km. Write it as a standard number. _____
17. A city has 8,400,000 people. Write this in scientific notation. _____
18. A wavelength is 5×10^{-7} meter. Write it as a decimal. _____



Answer Keys

- | | | |
|-----------------------|---------------------------|--------------------------|
| 1. 3×10^3 | 7. 4.5×10^{-4} | 13. 7×10^2 |
| 2. 5.2×10^4 | 8. 9000 | 14. 0.15 |
| 3. 6×10^{-3} | 9. 8.6×10^4 | 15. 2×10^{-6} m |
| 4. 410 | 10. 0.0025 | 16. 300000 km |
| 5. 0.07 | 11. 8.01×10^{-2} | 17. 8.4×10^6 |
| 6. 1.2×10^5 | 12. 630000 | 18. 0.0000005 m |

Step-by-Step Explanations

1. Start by naming the process: Read what the problem is asking, choose the matching rule, write the setup, and then simplify one step at a time. The setup/work is Move the decimal so one nonzero digit is in front: 3. It moved 3 places left, so the exponent is +3: 3×10^3 . So the final answer is 3×10^3 .

2. A good way to think about this is: Read what the problem is asking, choose the matching rule, write the setup, and then simplify one step at a time. The setup/work is Place the point after the 5: 5.2. It moved 4 places left: 5.2×10^4 . So the final answer is 5.2×10^4 .

3. Step by step: Read what the problem is asking, choose the matching rule, write the setup, and then simplify one step at a time. The setup/work is Move the point right to get 6. It moved 3 places and the number is small, so the exponent is -3: 6×10^{-3} . So the final answer is 6×10^{-3} .

4. Take it one move at a time: Read what the problem is asking, choose the matching rule, write the setup, and then simplify one step at a time. The setup/work is A positive exponent means expand: move the point 2 places right, 4.1 → 410. So the final answer is 410.

5. Start by naming the process: Read what the problem is asking, choose the matching rule, write the setup, and then simplify one step at a time. The setup/work is A negative exponent means a small number: move the point 2 places left, 7 → 0.07. So the final answer is 0.07.

6. A good way to think about this is: Read what the problem is asking, choose the matching rule, write the setup, and then simplify one step at a time. The setup/work is Put the point after the 1: 1.2. It moved 5 places left: 1.2×10^5 . So the final answer is 1.2×10^5 .

7. Step by step: Read what the problem is asking, choose the matching rule, write the setup, and then simplify one step at a time. The setup/work is Move the point right to get 4.5. It moved 4 places: 4.5×10^{-4} . So the final answer is 4.5×10^{-4} .

8. Take it one move at a time: Read what the problem is asking, choose the matching rule, write the setup, and then simplify one step at a time. The setup/work is Move the point 3 places right: 9 → 9000. So the final answer is 9000.

9. Start by naming the process: Read what the problem is asking, choose the matching rule, write the setup, and then simplify one step at a time. The setup/work is Point after the 8: 8.6, moved 4 places left: 8.6×10^4 . So the final answer is 8.6×10^4 .

10. A good way to think about this is: Read what the problem is asking, choose the matching rule, write the setup, and then simplify one step at a time. The setup/work is Move the point 3 places left: $2.5 \rightarrow 0.0025$. So the final answer is 0.0025.

11. Step by step: Read what the problem is asking, choose the matching rule, write the setup, and then simplify one step at a time. The setup/work is Move the point right to 8.01, which is 2 places: 8.01×10^{-2} . So the final answer is 8.01×10^{-2} .

12. Take it one move at a time: Read what the problem is asking, choose the matching rule, write the setup, and then simplify one step at a time. The setup/work is Move the point 5 places right: $6.3 \rightarrow 630000$. So the final answer is 630000.

13. Start by naming the process: Read what the problem is asking, choose the matching rule, write the setup, and then simplify one step at a time. The setup/work is Point after the 7: 7, moved 2 places left: 7×10^2 . So the final answer is 7×10^2 .

14. A good way to think about this is: Read what the problem is asking, choose the matching rule, write the setup, and then simplify one step at a time. The setup/work is Move the point 1 place left: $1.5 \rightarrow 0.15$. So the final answer is 0.15.

15. Step by step: Read what the problem is asking, choose the matching rule, write the setup, and then simplify one step at a time. The setup/work is Move the point right to 2, which is 6 places, and the number is small: $0.000002 = 2 \times 10^{-6}$ m. So the final answer is 2×10^{-6} m.

16. Take it one move at a time: Read what the problem is asking, choose the matching rule, write the setup, and then simplify one step at a time. The setup/work is Expand by moving the point 5 places right: $3.0 \rightarrow 300000$ km. So the final answer is 300000 km.

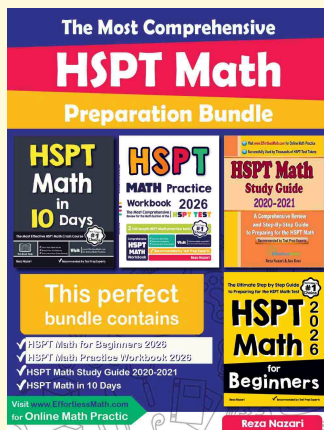
17. Start by naming the process: Read what the problem is asking, choose the matching rule, write the setup, and then simplify one step at a time. The setup/work is Point after the 8: 8.4, moved 6 places left: 8.4×10^6 . So the final answer is 8.4×10^6 .

18. A good way to think about this is: Read what the problem is asking, choose the matching rule, write the setup, and then simplify one step at a time. The setup/work is Move the point 7 places left: $5 \rightarrow 0.0000005$ m. So the final answer is 0.0000005 m.



Keep Building HSPT Math Skills

Recommended Effortless Math resources




The Most Comprehensive HSPT Math Preparation Bundle

Use the complete HSPT Math resource for review, worked examples, extra practice, and test-style questions after each worksheet.



Scan Me
Download Instantly

STUDENT FAVORITE - HSPT Math for Beginners



HSPT Math for Beginners 2026

Step-by-step lessons, topic practice, and full review support for students who want a calm path through HSPT Math preparation.

A strong companion for self-study, tutoring, homework, and targeted review.

PDF Edition



Scan Me
Download Instantly

For more HSPT Math prep, visit [EffortlessMath.com/HSPT](https://www.EffortlessMath.com/HSPT)