

# Probability of Compound Events

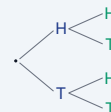
Name: \_\_\_\_\_ Date: \_\_\_\_\_ Score: \_\_\_\_\_ / 18

### Quick Review and Helpful Hints

For *independent* events,  $P(A \text{ and } B) = P(A) \cdot P(B)$  – multiply. For *mutually exclusive* events,  $P(A \text{ or } B) = P(A) + P(B)$  – add. Every probability is a number between 0 and 1, often written as a fraction.

▶ **Example:** A coin is flipped twice. Find  $P(\text{heads and heads})$ .

**Work:** Each flip has  $P(H) = \frac{1}{2}$ . Multiply:  $\frac{1}{2} \cdot \frac{1}{2}$ . ★ **Answer:**  $\frac{1}{4}$



Multiply along the branches.

### ◆ Practice Problems

Find each probability.

- |  |  |
|--|--|
| <p>1. Two coins, <math>P(H \text{ and } H)</math> _____</p> <p>2. Roll a die twice, <math>P(6 \text{ and } 6)</math> _____</p> <p>3. <math>P(\text{red}) = \frac{1}{2}</math>, <math>P(\text{blue}) = \frac{1}{3}</math>: <math>P(\text{red and blue})</math> _____</p> <p>4. Coin and die: <math>P(H \text{ and } 4)</math> _____</p> <p>5. <math>P(1 \text{ or } 2)</math> on a die _____</p> <p>6. <math>P(\text{even})</math> on a die _____</p> <p>7. Two coins, <math>P(T \text{ and } T)</math> _____</p> | <p>8. <math>P(\text{red or blue})</math> if each is <math>\frac{1}{4}</math> _____</p> <p>9. Roll a die, <math>P(\text{odd})</math> _____</p> <p>10. Spinner of 4 equal parts, <math>P(\text{one part})</math> _____</p> <p>11. Two draws, <math>P(\text{ace and ace})</math> if <math>P(\text{ace}) = \frac{1}{13}</math> _____</p> <p>12. <math>P(3 \text{ or } 5)</math> on a die _____</p> <p>13. Two coins, <math>P(H \text{ then } T)</math> _____</p> <p>14. <math>P(\text{not } 6)</math> on a die _____</p> |
|--|--|

### ◆ Word Problems

15. Flip a coin and roll a die. Find  $P(\text{tails and a } 3)$ . \_\_\_\_\_
16. A bag is  $\frac{1}{2}$  red. Draw twice with replacement. Find  $P(\text{red then red})$ . \_\_\_\_\_
17. Roll two dice. Find  $P(\text{both show } 1)$ . \_\_\_\_\_
18. On one die, find  $P(\text{rolling a } 2 \text{ or a } 5)$ . \_\_\_\_\_



## Answer Keys

1.  $\frac{1}{4}$

2.  $\frac{1}{36}$

3.  $\frac{1}{6}$

4.  $\frac{1}{12}$

5.  $\frac{1}{3}$

6.  $\frac{1}{2}$

7.  $\frac{1}{4}$

8.  $\frac{1}{2}$

9.  $\frac{1}{2}$

10.  $\frac{1}{4}$

11.  $\frac{1}{169}$

12.  $\frac{1}{3}$

13.  $\frac{1}{4}$

14.  $\frac{5}{6}$

15.  $\frac{1}{12}$

16.  $\frac{1}{4}$

17.  $\frac{1}{36}$

18.  $\frac{1}{3}$

### Step-by-Step Explanations

1. Start by naming the process: For compound probability, find each probability first and multiply them when the events happen together. The setup/work is  $\frac{1}{2} \cdot \frac{1}{2} = \frac{1}{4}$ . So the final answer is  $\frac{1}{4}$ .

2. A good way to think about this is: For compound probability, find each probability first and multiply them when the events happen together. The setup/work is  $\frac{1}{6} \cdot \frac{1}{6} = \frac{1}{36}$ . So the final answer is  $\frac{1}{36}$ .

3. Step by step: For compound probability, find each probability first and multiply them when the events happen together. The setup/work is  $\frac{1}{2} \cdot \frac{1}{3} = \frac{1}{6}$ . So the final answer is  $\frac{1}{6}$ .

4. Take it one move at a time: For compound probability, find each probability first and multiply them when the events happen together. The setup/work is  $\frac{1}{2} \cdot \frac{1}{6} = \frac{1}{12}$ . So the final answer is  $\frac{1}{12}$ .

5. Start by naming the process: For compound probability, find each probability first and multiply them when the events happen together. The setup/work is  $\frac{1}{6} + \frac{1}{6} = \frac{2}{6} = \frac{1}{3}$ . So the final answer is  $\frac{1}{3}$ .

6. A good way to think about this is: For compound probability, find each probability first and multiply them when the events happen together. The setup/work is  $\{2, 4, 6\}$ :  $\frac{3}{6} = \frac{1}{2}$ . So the final answer is  $\frac{1}{2}$ .

7. Step by step: For compound probability, find each probability first and multiply them when the events happen together. The setup/work is  $\frac{1}{2} \cdot \frac{1}{2} = \frac{1}{4}$ . So the final answer is  $\frac{1}{4}$ .

8. Take it one move at a time: For compound probability, find each probability first and multiply them when the events happen together. The setup/work is  $\frac{1}{4} + \frac{1}{4} = \frac{1}{2}$ . So the final answer is  $\frac{1}{2}$ .

9. Start by naming the process: For compound probability, find each probability first and multiply them when the events happen together. The setup/work is  $\{1, 3, 5\}$ :  $\frac{3}{6} = \frac{1}{2}$ . So the final answer is  $\frac{1}{2}$ .

10. A good way to think about this is: For compound probability, find each probability first and multiply them when the events happen together. The setup/work is One of four equal parts:  $\frac{1}{4}$ . So the final answer is  $\frac{1}{4}$ .

11. Step by step: For compound probability, find each probability first and multiply them when the events happen together. The setup/work is  $\frac{1}{13} \cdot \frac{1}{13} = \frac{1}{169}$ . So the final answer is  $\frac{1}{169}$ .

12. Take it one move at a time: For compound probability, find each probability first and multiply them when the events happen together. The setup/work is  $\frac{1}{6} + \frac{1}{6} = \frac{1}{3}$ . So the final answer is  $\frac{1}{3}$ .

13. Start by naming the process: For compound probability, find each probability first and multiply them when the events happen together. The setup/work is  $\frac{1}{2} \cdot \frac{1}{2} = \frac{1}{4}$ . So the final answer is  $\frac{1}{4}$ .

14. A good way to think about this is: For compound probability, find each probability first and multiply them when the events happen together. The setup/work is 5 faces are not 6:  $\frac{5}{6}$ . So the final answer is  $\frac{5}{6}$ .

15. Step by step: For compound probability, find each probability first and multiply them when the events happen together. The setup/work is  $\frac{1}{2} \cdot \frac{1}{6} = \frac{1}{12}$ . So the final answer is  $\frac{1}{12}$ .

16. Take it one move at a time: For compound probability, find each probability first and multiply them when the events happen together. The setup/work is  $\frac{1}{2} \cdot \frac{1}{2} = \frac{1}{4}$ . So the final answer is  $\frac{1}{4}$ .

17. Start by naming the process: For compound probability, find each probability first and multiply them when the events happen together. The setup/work is  $\frac{1}{6} \cdot \frac{1}{6} = \frac{1}{36}$ . So the final answer is  $\frac{1}{36}$ .

18. A good way to think about this is: For compound probability, find each probability first and multiply them when the events happen together. The setup/work is  $\frac{1}{6} + \frac{1}{6} = \frac{1}{3}$ . So the final answer is  $\frac{1}{3}$ .



# Keep Building FTCE General Knowledge Math Skills

Recommended Effortless Math resources



The Most Comprehensive  
**FTCE Math**  
Preparation Bundle

This perfect bundle contains

- ✓ FTCE Math for Beginners 2026
- ✓ FTCE Math Practice Workbook 2026
- ✓ FTCE Math Full Study Guide 2024-2025
- ✓ FTCE Math in 10 Days!

Visit [www.EffortlessMath.com](http://www.EffortlessMath.com) for Online Math Practice


Reza Nazari

## The Most Comprehensive FTCE Math Preparation Bundle



Scan Me  
Download Instantly

## STUDENT FAVORITE - FTCE General Knowledge Math for Beginners



The Ultimate Step by Step Guide  
to Preparing for the FTCE General Knowledge Math Test

**FTCE** 2026  
General Knowledge  
**Math** 2026  
for  
**Beginners**

Reza Nazari


Recommended by Test Prep Experts

## FTCE General Knowledge Math for Beginners 2026

Step-by-step lessons, topic practice, and full review support for students who want a calm path through FTCE General Knowledge Math preparation.

A strong companion for self-study, tutoring, homework, and targeted review.

PDF Edition



Scan Me  
Download Instantly