

Area and Perimeter of Quadrilaterals

Name: _____ Date: _____ Score: _____ / 30

Quick Review and Helpful Hints

Rectangle: area = $l \times w$, perimeter = $2(l + w)$. **Square:** area = s^2 , perimeter = $4s$.
Parallelogram: area = $b \times h$. Area is in square units; perimeter is the distance around.

▶ **Example:** A rectangle is 8 by 3. Find its area and perimeter.

Work: Area = $8 \times 3 = 24$. Perimeter = $2(8 + 3) = 2(11) = 22$.

★ **Answer:** $A = 24, P = 22$



$A = lw, P = 2(l + w)$.

Practice Problems

Find each area or perimeter as directed.

- | | | | |
|---|-------|--|-------|
| 1. Rectangle area, $l = 5, w = 4$ | _____ | 8. Parallelogram area, $b = 7, h = 4$ | _____ |
| 2. Rectangle perimeter, $l = 5, w = 4$ | _____ | 9. Rectangle area, $l = 12, w = 5$ | _____ |
| 3. Square area, $s = 6$ | _____ | 10. Rectangle perimeter, $l = 12, w = 5$ | _____ |
| 4. Square perimeter, $s = 6$ | _____ | 11. Square perimeter, $s = 10$ | _____ |
| 5. Rectangle area, $l = 10, w = 2$ | _____ | 12. Parallelogram area, $b = 6, h = 5$ | _____ |
| 6. Rectangle perimeter, $l = 10, w = 2$ | _____ | 13. Square area, $s = 8$ | _____ |
| 7. Square area, $s = 9$ | _____ | 14. Rectangle perimeter, $l = 7, w = 3$ | _____ |

Word Problems

15. A room is 12 ft by 10 ft. Find its area. _____
16. A square rug has side 5 ft. Find its perimeter. _____
17. A garden is 9 m by 4 m. Find its perimeter. _____
18. A parallelogram has base 8 and height 3. Find its area. _____



◆ **Illustrated Practice**

Use each picture. Decide whether area or perimeter is needed, then solve.


19. Find the area of the floor. _____


25. Find the perimeter of the rectangle. _____


20. A square table needs trim around the edge. Find the perimeter. _____


26. Find the side length of the square. _____


21. Find the area of the parallelogram. _____


27. Find the missing length. _____


22. A garden border goes around all sides. Find the perimeter. _____


28. Find the missing height. _____


23. Find the area of the square tile. _____


29. A fence goes around the rectangle. Find the perimeter. _____


24. Find the area of the banner. _____


30. Find the area of the label. _____



Answer Keys

- | | | |
|--------|-------------------------|------------------------|
| 1. 20 | 11. 40 | 21. 60 m ² |
| 2. 18 | 12. 30 | 22. 30 m |
| 3. 36 | 13. 64 | 23. 64 in ² |
| 4. 24 | 14. 20 | 24. 45 cm ² |
| 5. 20 | 15. 120 ft ² | 25. 42 ft |
| 6. 24 | 16. 20 ft | 26. 7 cm |
| 7. 81 | 17. 26 m | 27. 9 yd |
| 8. 28 | 18. 24 | 28. 7 m |
| 9. 60 | 19. 126 ft ² | 29. 56 ft |
| 10. 34 | 20. 28 ft | 30. 52 in ² |


Step-by-Step Explanations

1. Start by naming the process: Read what the problem is asking, choose the matching rule, write the setup, and then simplify one step at a time. The setup/work is $A = l \times w = 5 \times 4 = 20$. So the final answer is 20.
2. A good way to think about this is: Read what the problem is asking, choose the matching rule, write the setup, and then simplify one step at a time. The setup/work is $P = 2(5 + 4) = 2(9) = 18$. So the final answer is 18.
3. Step by step: Read what the problem is asking, choose the matching rule, write the setup, and then simplify one step at a time. The setup/work is $A = s^2 = 6^2 = 36$. So the final answer is 36.
4. Take it one move at a time: Read what the problem is asking, choose the matching rule, write the setup, and then simplify one step at a time. The setup/work is $P = 4s = 4(6) = 24$. So the final answer is 24.
5. Start by naming the process: Read what the problem is asking, choose the matching rule, write the setup, and then simplify one step at a time. The setup/work is $A = 10 \times 2 = 20$. So the final answer is 20.
6. A good way to think about this is: Read what the problem is asking, choose the matching rule, write the setup, and then simplify one step at a time. The setup/work is $P = 2(10 + 2) = 2(12) = 24$. So the final answer is 24.
7. Step by step: Read what the problem is asking, choose the matching rule, write the setup, and then simplify one step at a time. The setup/work is $A = 9^2 = 81$. So the final answer is 81.
8. Take it one move at a time: Read what the problem is asking, choose the matching rule, write the setup, and then simplify one step at a time. The setup/work is $A = b \times h = 7 \times 4 = 28$. So the final answer is 28.
9. Start by naming the process: Read what the problem is asking, choose the matching rule, write the setup, and then simplify one step at a time. The setup/work is $A = 12 \times 5 = 60$. So the final answer is 60.
10. A good way to think about this is: Read what the problem is asking, choose the matching rule, write the setup, and then simplify one step at a time. The setup/work is $P = 2(12 + 5) = 2(17) = 34$. So the final answer is 34.
11. Step by step: Read what the problem is asking, choose the matching rule, write the setup, and then simplify one step at a time. The setup/work is $P = 4(10) = 40$. So the final answer is 40.
12. Take it one move at a time: Read what the problem is asking, choose the matching rule, write the setup, and then simplify one step at a time. The setup/work is $A = 6 \times 5 = 30$. So the final answer is 30.
13. Start by naming the process: Read what the problem is asking, choose the matching rule, write the setup, and then simplify one step at a time. The setup/work is $A = 8^2 = 64$. So the final answer is 64.
14. A good way to think about this is: Read what the problem is asking, choose the matching rule, write the setup, and then simplify one step at a time. The setup/work is $P = 2(7 + 3) = 2(10) = 20$. So the final answer is 20.
15. Step by step: Read what the problem is asking, choose the matching rule, write the setup, and then simplify one step at a time. The setup/work is $A = 12 \times 10 = 120$ ft². So the final answer is 120 ft².
16. Take it one move at a time: Read what the problem is asking, choose the matching rule, write the setup, and then simplify one step at a time. The setup/work is $P = 4(5) = 20$ ft. So the final answer is 20 ft.
17. Start by naming the process: Read what the problem is asking, choose the matching rule, write the setup, and then simplify one step at a time. The setup/work is $P = 2(9 + 4) = 26$ m. So the final answer is 26 m.
18. A good way to think about this is: Read what the problem is asking, choose the matching rule, write the setup, and then simplify one step at a time. The setup/work is $A = 8 \times 3 = 24$. So the final answer is 24.
19. For a rectangle, area means length times width. The floor is 14 ft by 9 ft, so $A = 14 \cdot 9 = 126$ ft².
20. Perimeter is the distance around the square. A square has four equal sides, so $P = 4(7) = 28$ ft.
21. For a parallelogram, use the base and the perpendicular height, not the slanted side. $A = bh = 10 \cdot 6 = 60$ m².
22. A rectangle has two lengths and two widths around the outside. $P = 2(11 + 4) = 2(15) = 30$ m.
23. The area of a square is side times side. With side 8 inches, $A = 8^2 = 64$ in².
24. The dashed height is perpendicular to the base, so it is the height used in the area formula. $A = 9 \cdot 5 = 45$ cm².
25. Use the rectangle perimeter formula: $P = 2(15 + 6) = 2(21) = 42$ ft.
26. The square area is 49 cm², so the side length is the number whose square is 49. Since $7^2 = 49$, the side is 7 cm.
27. For a rectangle, $A = lw$. The area is 72 and the width is 8, so $72 = 8l$ and $l = 9$ yd.
28. Use $A = bh$ and solve backward. Since $84 = 12h$, divide by 12 to get $h = 7$ m.
29. A fence goes around the outside, so use perimeter: $P = 2(18 + 10) = 2(28) = 56$ ft.
30. The label is a parallelogram, so multiply base by perpendicular height: $A = 13 \cdot 4 = 52$ in².



Keep Building FTCE General Knowledge Math Skills

Recommended Effortless Math resources



The Most Comprehensive
FTCE Math
Preparation Bundle


This perfect bundle contains

- ✓ FTCE Math for Beginners 2026
- ✓ FTCE Math Practice Workbook 2026
- ✓ FTCE Math Full Study Guide 2024-2025
- ✓ FTCE Math in 10 Days!

Visit www.EffortlessMath.com for Online Math Practice


Reza Nazari

The Most Comprehensive FTCE Math Preparation Bundle



Scan Me
Download Instantly

STUDENT FAVORITE - FTCE General Knowledge Math for Beginners



The Ultimate Step by Step Guide
to Preparing for the FTCE General Knowledge Math Test

FTCE 2026
General Knowledge
Math 2026
for
Beginners

Reza Nazari


Recommended by Test Prep Experts

FTCE General Knowledge Math for Beginners 2026

Step-by-step lessons, topic practice, and full review support for students who want a calm path through FTCE General Knowledge Math preparation.

A strong companion for self-study, tutoring, homework, and targeted review.

PDF Edition



Scan Me
Download Instantly