

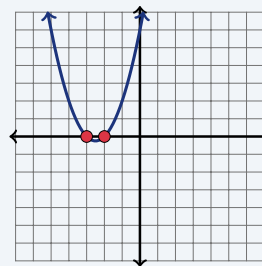
Solving Quadratic Equations by Factoring

Name: _____ Date: _____ Score: _____ / 18

Quick Review and Helpful Hints

Set the equation equal to 0, factor the quadratic, then use the *zero-product property*: if a product is 0, at least one factor is 0. So if $(x - p)(x - q) = 0$, then $x = p$ or $x = q$.

▶ **Example:** Solve $x^2 + 5x + 6 = 0$. **Work:** Factor: $(x + 2)(x + 3) = 0$.
 Set each factor to 0: $x + 2 = 0$ or $x + 3 = 0$. ★ **Answer:** $x = -2$ or $x = -3$



Roots: where the curve meets the x-axis.

◆ Practice Problems

Solve each equation.

- | | |
|--|---|
| <p>1. $x^2 + 5x + 6 = 0$ _____</p> <p>2. $x^2 - 7x + 12 = 0$ _____</p> <p>3. $x^2 + x - 6 = 0$ _____</p> <p>4. $x^2 - 9 = 0$ _____</p> <p>5. $x^2 - 5x = 0$ _____</p> <p>6. $x^2 + 2x - 8 = 0$ _____</p> <p>7. $x^2 - 4x + 4 = 0$ _____</p> | <p>8. $x^2 + 6x + 9 = 0$ _____</p> <p>9. $x^2 - x - 12 = 0$ _____</p> <p>10. $x^2 - 16 = 0$ _____</p> <p>11. $x^2 + 7x + 10 = 0$ _____</p> <p>12. $x^2 - 3x - 10 = 0$ _____</p> <p>13. $x^2 - 8x + 15 = 0$ _____</p> <p>14. $x^2 + 4x = 0$ _____</p> |
|--|---|

◆ Word Problems

15. A square sign has area 4 square feet. If side length is represented by x , solve $x^2 - 4 = 0$ for the possible mathematical values of x . _____
16. A projectile-height model has zeros found by solving $x^2 + 9x + 20 = 0$. Solve for the two zero values. _____
17. A rectangular area model becomes zero at the boundary values of $x^2 - 6x + 8 = 0$. Solve for those values. _____
18. If $(x - 3)(x + 5) = 0$, find all values of x . _____



Answer Keys

1. $x = -2, -3$

2. $x = 3, 4$

3. $x = 2, -3$

4. $x = 3, -3$

5. $x = 0, 5$

6. $x = 2, -4$

7. $x = 2$

8. $x = -3$

9. $x = 4, -3$

10. $x = 4, -4$

11. $x = -2, -5$

12. $x = 5, -2$

13. $x = 3, 5$

14. $x = 0, -4$

15. $x = 2, -2$

16. $x = -4, -5$

17. $x = 2, 4$

18. $x = 3, -5$

Step-by-Step Explanations

1. Start by naming the process: Factor the quadratic, then use the zero-product property by setting each factor equal to zero. The setup/work is $(x + 2)(x + 3) = 0$, so $x = -2$ or -3 . So the final answer is $x = -2, -3$.

2. A good way to think about this is: Factor the quadratic, then use the zero-product property by setting each factor equal to zero. The setup/work is $(x - 3)(x - 4) = 0$, so $x = 3$ or 4 . So the final answer is $x = 3, 4$.

3. Step by step: Factor the quadratic, then use the zero-product property by setting each factor equal to zero. The setup/work is $(x + 3)(x - 2) = 0$, so $x = 2$ or -3 . So the final answer is $x = 2, -3$.

4. Take it one move at a time: Factor the quadratic, then use the zero-product property by setting each factor equal to zero. The setup/work is $(x - 3)(x + 3) = 0$, so $x = 3$ or -3 . So the final answer is $x = 3, -3$.

5. Start by naming the process: Factor the quadratic, then use the zero-product property by setting each factor equal to zero. The setup/work is $x(x - 5) = 0$, so $x = 0$ or 5 . So the final answer is $x = 0, 5$.

6. A good way to think about this is: Factor the quadratic, then use the zero-product property by setting each factor equal to zero. The setup/work is $(x + 4)(x - 2) = 0$, so $x = 2$ or -4 . So the final answer is $x = 2, -4$.

7. Step by step: Factor the quadratic, then use the zero-product property by setting each factor equal to zero. The setup/work is $(x - 2)^2 = 0$, so $x = 2$ (one repeated root). So the final answer is $x = 2$.

8. Take it one move at a time: Factor the quadratic, then use the zero-product property by setting each factor equal to zero. The setup/work is $(x + 3)^2 = 0$, so $x = -3$. So the final answer is $x = -3$.

9. Start by naming the process: Factor the quadratic, then use the zero-product property by setting each factor equal to zero. The setup/work is $(x - 4)(x + 3) = 0$, so $x = 4$ or -3 . So the final answer is $x = 4, -3$.

10. A good way to think about this is: Factor the quadratic, then use the zero-product property by setting each factor equal to zero. The setup/work is $(x - 4)(x + 4) = 0$, so $x = 4$ or -4 . So the final answer is $x = 4, -4$.

11. Step by step: Factor the quadratic, then use the zero-product property by setting each factor equal to zero. The setup/work is $(x + 2)(x + 5) = 0$, so $x = -2$ or -5 . So the final answer is $x = -2, -5$.

12. Take it one move at a time: Factor the quadratic, then use the zero-product property by setting each factor equal to zero. The setup/work is $(x - 5)(x + 2) = 0$, so $x = 5$ or -2 . So the final answer is $x = 5, -2$.

13. Start by naming the process: Factor the quadratic, then use the zero-product property by setting each factor equal to zero. The setup/work is $(x - 3)(x - 5) = 0$, so $x = 3$ or 5 . So the final answer is $x = 3, 5$.

14. A good way to think about this is: Factor the quadratic, then use the zero-product property by setting each factor equal to zero. The setup/work is $x(x + 4) = 0$, so $x = 0$ or -4 . So the final answer is $x = 0, -4$.

15. Step by step: Factor the quadratic, then use the zero-product property by setting each factor equal to zero. The setup/work is $(x - 2)(x + 2) = 0$, so $x = 2$ or -2 . So the final answer is $x = 2, -2$.

16. Take it one move at a time: Factor the quadratic, then use the zero-product property by setting each factor equal to zero. The setup/work is $(x + 4)(x + 5) = 0$, so $x = -4$ or -5 . So the final answer is $x = -4, -5$.

17. Start by naming the process: Factor the quadratic, then use the zero-product property by setting each factor equal to zero. The setup/work is $(x - 2)(x - 4) = 0$, so $x = 2$ or 4 . So the final answer is $x = 2, 4$.

18. A good way to think about this is: Factor the quadratic, then use the zero-product property by setting each factor equal to zero. The setup/work is Each factor zero: $x = 3$ or -5 . So the final answer is $x = 3, -5$.



Keep Building FTCE General Knowledge Math Skills

Recommended Effortless Math resources



The Most Comprehensive
FTCE Math
Preparation Bundle

This perfect bundle contains

- ✓ FTCE Math for Beginners 2026
- ✓ FTCE Math Practice Workbook 2026
- ✓ FTCE Math Full Study Guide 2024-2025
- ✓ FTCE Math in 10 Days!

Visit www.EffortlessMath.com for Online Math Practice


Reza Nazari

The Most Comprehensive FTCE Math Preparation Bundle



Scan Me
Download Instantly

STUDENT FAVORITE - FTCE General Knowledge Math for Beginners



The Ultimate Step by Step Guide
to Preparing for the FTCE General Knowledge Math Test

FTCE 2026
General Knowledge
Math 2026
for
Beginners


Reza Nazari

Recommended by Test Prep Experts

FTCE General Knowledge Math for Beginners 2026

Step-by-step lessons, topic practice, and full review support for students who want a calm path through FTCE General Knowledge Math preparation.

A strong companion for self-study, tutoring, homework, and targeted review.



PDF Edition
Scan Me
Download Instantly