

Factoring Trinomials

Name: _____ Date: _____ Score: _____ / 18

Quick Review and Helpful Hints

To factor $x^2 + bx + c$, find two numbers that *multiply* to c and *add* to b . Then write the factors as $(x + \square)(x + \square)$ using those numbers. Watch the signs: a positive c means the numbers share a sign; a negative c means they have opposite signs.

▶ **Example:** Factor $x^2 + 5x + 6$. **Work:** Find two numbers that multiply to 6 and add to 5: that's 2 and 3. Write them as factors.

★ **Answer:** $(x + 2)(x + 3)$

	x	2
x	x^2	$2x$
3	$3x$	6

$(x + 2)(x + 3) = x^2 + 5x + 6.$

◆ Practice Problems

Factor each trinomial.

- | | |
|--|---|
| <p>1. $x^2 + 5x + 6$ _____</p> <p>2. $x^2 + 8x + 15$ _____</p> <p>3. $x^2 - 6x + 8$ _____</p> <p>4. $x^2 - 3x - 10$ _____</p> <p>5. $x^2 + 2x - 24$ _____</p> <p>6. $x^2 - 10x + 21$ _____</p> <p>7. $x^2 + x - 30$ _____</p> | <p>8. $x^2 - 11x + 30$ _____</p> <p>9. $x^2 + 4x - 12$ _____</p> <p>10. $x^2 + 7x + 12$ _____</p> <p>11. $x^2 - 9x + 20$ _____</p> <p>12. $x^2 + x - 12$ _____</p> <p>13. $x^2 - 4x - 21$ _____</p> <p>14. $x^2 + 9x + 14$ _____</p> |
|--|---|

◆ Word Problems

15. A rectangle has area $x^2 + 7x + 10$. Write its length and width as factors. _____
16. A rectangular garden model has area $x^2 - 5x - 14$. Factor it to represent possible side expressions. _____
17. The area of a square plus its border is $x^2 + 6x + 9$. Factor it. _____
18. A photo mat area is modeled by $x^2 + 10x + 24$. Factor it to show the side expressions. _____



Answer Keys

1. $(x + 2)(x + 3)$

2. $(x + 3)(x + 5)$

3. $(x - 2)(x - 4)$

4. $(x - 5)(x + 2)$

5. $(x + 6)(x - 4)$

6. $(x - 3)(x - 7)$

7. $(x + 6)(x - 5)$

8. $(x - 5)(x - 6)$

9. $(x + 6)(x - 2)$

10. $(x + 3)(x + 4)$

11. $(x - 4)(x - 5)$

12. $(x + 4)(x - 3)$

13. $(x - 7)(x + 3)$

14. $(x + 2)(x + 7)$

15. $(x + 2)(x + 5)$

16. $(x - 7)(x + 2)$

17. $(x + 3)^2$

18. $(x + 4)(x + 6)$

Step-by-Step Explanations

1. Start by naming the process: Read what the problem is asking, choose the matching rule, write the setup, and then simplify one step at a time. The setup/work is Two numbers that multiply to 6 and add to 5 are 2 and 3: $(x + 2)(x + 3)$. So the final answer is $(x + 2)(x + 3)$.

2. A good way to think about this is: Read what the problem is asking, choose the matching rule, write the setup, and then simplify one step at a time. The setup/work is Multiply to 15, add to 8: 3 and 5: $(x + 3)(x + 5)$. So the final answer is $(x + 3)(x + 5)$.

3. Step by step: Read what the problem is asking, choose the matching rule, write the setup, and then simplify one step at a time. The setup/work is Multiply to 8, add to -6 : both negative, -2 and -4 : $(x - 2)(x - 4)$. So the final answer is $(x - 2)(x - 4)$.

4. Take it one move at a time: Read what the problem is asking, choose the matching rule, write the setup, and then simplify one step at a time. The setup/work is Multiply to -10 , add to -3 : -5 and 2 : $(x - 5)(x + 2)$. So the final answer is $(x - 5)(x + 2)$.

5. Start by naming the process: Read what the problem is asking, choose the matching rule, write the setup, and then simplify one step at a time. The setup/work is Multiply to -24 , add to 2: 6 and -4 : $(x + 6)(x - 4)$. So the final answer is $(x + 6)(x - 4)$.

6. A good way to think about this is: Read what the problem is asking, choose the matching rule, write the setup, and then simplify one step at a time. The setup/work is Multiply to 21, add to -10 : -3 and -7 : $(x - 3)(x - 7)$. So the final answer is $(x - 3)(x - 7)$.

7. Step by step: Read what the problem is asking, choose the matching rule, write the setup, and then simplify one step at a time. The setup/work is Multiply to -30 , add to 1: 6 and -5 : $(x + 6)(x - 5)$. So the final answer is $(x + 6)(x - 5)$.

8. Take it one move at a time: Read what the problem is asking, choose the matching rule, write the setup, and then simplify one step at a time. The setup/work is Multiply to 30, add to -11 : -5 and -6 : $(x - 5)(x - 6)$. So the final answer is $(x - 5)(x - 6)$.

9. Start by naming the process: Read what the problem is asking, choose the matching rule, write the setup, and then simplify one step at a time. The setup/work is Multiply to -12 , add to 4: 6 and -2 : $(x + 6)(x - 2)$. So the final answer is $(x + 6)(x - 2)$.

10. A good way to think about this is: Read what the problem is asking, choose the matching rule, write the setup, and then simplify one step at a time. The setup/work is Multiply to 12, add to 7: 3 and 4: $(x + 3)(x + 4)$. So the final answer is $(x + 3)(x + 4)$.

11. Step by step: Read what the problem is asking, choose the matching rule, write the setup, and then simplify one step at a time. The setup/work is Multiply to 20, add to -9 : -4 and -5 : $(x - 4)(x - 5)$. So the final answer is $(x - 4)(x - 5)$.

12. Take it one move at a time: Read what the problem is asking, choose the matching rule, write the setup, and then simplify one step at a time. The setup/work is Multiply to -12 , add to 1: 4 and -3 : $(x + 4)(x - 3)$. So the final answer is $(x + 4)(x - 3)$.

13. Start by naming the process: Read what the problem is asking, choose the matching rule, write the setup, and then simplify one step at a time. The setup/work is Multiply to -21 , add to -4 : -7 and 3: $(x - 7)(x + 3)$. So the final answer is $(x - 7)(x + 3)$.

14. A good way to think about this is: Read what the problem is asking, choose the matching rule, write the setup, and then simplify one step at a time. The setup/work is Multiply to 14, add to 9: 2 and 7: $(x + 2)(x + 7)$. So the final answer is $(x + 2)(x + 7)$.

15. Step by step: Read what the problem is asking, choose the matching rule, write the setup, and then simplify one step at a time. The setup/work is Multiply to 10, add to 7: 2 and 5: $(x + 2)(x + 5)$. So the final answer is $(x + 2)(x + 5)$.

16. Take it one move at a time: Read what the problem is asking, choose the matching rule, write the setup, and then simplify one step at a time. The setup/work is Multiply to -14 , add to -5 : -7 and 2: $(x - 7)(x + 2)$. So the final answer is $(x - 7)(x + 2)$.


17. Start by naming the process: Read what the problem is asking, choose the matching rule, write the setup, and then simplify one step at a time. The setup/work is Multiply to 9, add to 6: 3 and 3, a perfect square: $(x + 3)^2$. So the final answer is $(x + 3)^2$.

18. A good way to think about this is: Read what the problem is asking, choose the matching rule, write the setup, and then simplify one step at a time. The setup/work is Multiply to 24, add to 10: 4 and 6: $(x + 4)(x + 6)$. So the final answer is $(x + 4)(x + 6)$.



Keep Building FTCE General Knowledge Math Skills

Recommended Effortless Math resources



The Most Comprehensive
FTCE Math
Preparation Bundle


This perfect bundle contains

- ✓ FTCE Math for Beginners 2026
- ✓ FTCE Math Practice Workbook 2026
- ✓ FTCE Math Full Study Guide 2024-2025
- ✓ FTCE Math in 10 Days!

Visit www.EffortlessMath.com for Online Math Practice


Reza Nazari

The Most Comprehensive FTCE Math Preparation Bundle



Scan Me
Download Instantly

STUDENT FAVORITE - FTCE General Knowledge Math for Beginners



The Ultimate Step by Step Guide
to Preparing for the FTCE General Knowledge Math Test

FTCE 2026
General Knowledge
Math 2026
for
Beginners

Reza Nazari


Recommended by Test Prep Experts

FTCE General Knowledge Math for Beginners 2026

Step-by-step lessons, topic practice, and full review support for students who want a calm path through FTCE General Knowledge Math preparation.

A strong companion for self-study, tutoring, homework, and targeted review.

PDF Edition



Scan Me
Download Instantly