

Standard Form of a Linear Equation

Name: _____ Date: _____ Score: _____ / 18

Quick Review and Helpful Hints

Standard form is $Ax + By = C$ with integer coefficients. To find the x -intercept, set $y = 0$ and solve; for the y -intercept, set $x = 0$ and solve. You can switch to slope-intercept form by solving the equation for y .

▶ **Example:** Find the intercepts of $2x + 3y = 12$. **Work:** x -intercept: set $y = 0$, $2x = 12$, $x = 6 \rightarrow (6, 0)$. y -intercept: set $x = 0$, $3y = 12$, $y = 4 \rightarrow (0, 4)$.
 ★ **Answer:** $(6, 0)$ and $(0, 4)$



Set $y=0$ and $x=0$ for intercepts.

◆ Practice Problems

Find the intercept, convert form, or write standard form as directed.

- | | | | |
|-----------------------------|-------|------------------------------------|-------|
| 1. x -int of $x + y = 5$ | _____ | 8. y -int of $x - 2y = 6$ | _____ |
| 2. y -int of $x + y = 5$ | _____ | 9. Solve for y : $2x + y = 7$ | _____ |
| 3. x -int of $2x + y = 8$ | _____ | 10. Solve for y : $x + 3y = 9$ | _____ |
| 4. y -int of $2x + y = 8$ | _____ | 11. Solve for y : $4x - 2y = 8$ | _____ |
| 5. x -int of $3x - y = 9$ | _____ | 12. Solve for y : $-x + y = 2$ | _____ |
| 6. y -int of $3x - y = 9$ | _____ | 13. Standard form of $y = 2x + 5$ | _____ |
| 7. x -int of $x - 2y = 6$ | _____ | 14. Standard form of $y = -3x + 1$ | _____ |

◆ Word Problems

- | | | | |
|--|-------|--|-------|
| 15. The line $4x + 2y = 20$ models a budget. Find its x -intercept. | _____ | 17. Convert $6x + 3y = 12$ to slope-intercept form. | _____ |
| 16. A concession budget is modeled by $4x + 2y = 20$, where y is the dollars left after buying x snack packs. What is the y -intercept? | _____ | 18. A fundraiser goal is modeled by $x + y = 7$, where x and y are two types of ticket bundles. Find both intercepts to graph the plan. | _____ |



Answer Keys

1. $(5, 0)$

2. $(0, 5)$

3. $(4, 0)$

4. $(0, 8)$

5. $(3, 0)$

6. $(0, -9)$

7. $(6, 0)$

8. $(0, -3)$

9. $y = -2x + 7$

10. $y = -\frac{1}{3}x + 3$

11. $y = 2x - 4$

12. $y = x + 2$

13. $2x - y = -5$

14. $3x + y = 1$

15. $(5, 0)$

16. $(0, 10)$

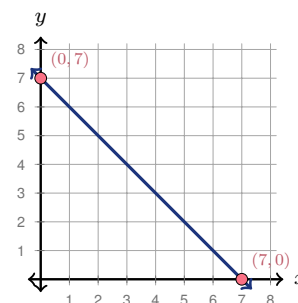
17. $y = -2x + 4$

18. $(7, 0)$ and $(0, 7)$

Graph Answer Sketch

The word problem in item 18 asks for intercepts so the plan can be graphed. The sketch below shows those intercepts on the line.

18. For $x + y = 7$, the intercepts are $(7, 0)$ and $(0, 7)$. Plot both points, then draw the line through them.



Step-by-Step Explanations

- Start by naming the process: To find an intercept, set the other variable equal to zero and solve the remaining equation. The setup/work is Set $y = 0$: $x = 5$, giving $(5, 0)$. So the final answer is $(5, 0)$.
- A good way to think about this is: To find an intercept, set the other variable equal to zero and solve the remaining equation. The setup/work is Set $x = 0$: $y = 5$, giving $(0, 5)$. So the final answer is $(0, 5)$.
- Step by step: To find an intercept, set the other variable equal to zero and solve the remaining equation. The setup/work is Set $y = 0$: $2x = 8$, $x = 4$, giving $(4, 0)$. So the final answer is $(4, 0)$.
- Take it one move at a time: To find an intercept, set the other variable equal to zero and solve the remaining equation. The setup/work is Set $x = 0$: $y = 8$, giving $(0, 8)$. So the final answer is $(0, 8)$.
- Start by naming the process: To find an intercept, set the other variable equal to zero and solve the remaining equation. The setup/work is Set $y = 0$: $3x = 9$, $x = 3$, giving $(3, 0)$. So the final answer is $(3, 0)$.
- A good way to think about this is: To find an intercept, set the other variable equal to zero and solve the remaining equation. The setup/work is Set $x = 0$: $-y = 9$, $y = -9$, giving $(0, -9)$. So the final answer is $(0, -9)$.
- Step by step: To find an intercept, set the other variable equal to zero and solve the remaining equation. The setup/work is Set $y = 0$: $x = 6$, giving $(6, 0)$. So the final answer is $(6, 0)$.
- Take it one move at a time: To find an intercept, set the other variable equal to zero and solve the remaining equation. The setup/work is Set $x = 0$: $-2y = 6$, $y = -3$, giving $(0, -3)$. So the final answer is $(0, -3)$.
- Start by naming the process: To find an intercept, set the other variable equal to zero and solve the remaining equation. The setup/work is Subtract $2x$: $y = -2x + 7$. So the final answer is $y = -2x + 7$.

- A good way to think about this is: To find an intercept, set the other variable equal to zero and solve the remaining equation. The setup/work is Subtract x : $3y = -x + 9$. Divide by 3: $y = -\frac{1}{3}x + 3$. So the final answer is $y = -\frac{1}{3}x + 3$.
- Step by step: To find an intercept, set the other variable equal to zero and solve the remaining equation. The setup/work is Subtract $4x$: $-2y = -4x + 8$. Divide by -2 : $y = 2x - 4$. So the final answer is $y = 2x - 4$.
- Take it one move at a time: To find an intercept, set the other variable equal to zero and solve the remaining equation. The setup/work is Add x to both sides: $y = x + 2$. So the final answer is $y = x + 2$.
- Start by naming the process: To find an intercept, set the other variable equal to zero and solve the remaining equation. The setup/work is Move $2x$ left: $-2x + y = 5$. Multiply by -1 : $2x - y = -5$. So the final answer is $2x - y = -5$.
- A good way to think about this is: To find an intercept, set the other variable equal to zero and solve the remaining equation. The setup/work is Move $-3x$ left: $3x + y = 1$. So the final answer is $3x + y = 1$.
- Step by step: To find an intercept, set the other variable equal to zero and solve the remaining equation. The setup/work is Set $y = 0$: $4x = 20$, $x = 5$, giving $(5, 0)$. So the final answer is $(5, 0)$.
- Take it one move at a time: To find an intercept, set the other variable equal to zero and solve the remaining equation. The setup/work is Set $x = 0$: $2y = 20$, $y = 10$, giving $(0, 10)$. So the final answer is $(0, 10)$.
- Start by naming the process: To find an intercept, set the other variable equal to zero and solve the remaining equation. The setup/work is Subtract $6x$: $3y = -6x + 12$. Divide by 3: $y = -2x + 4$. So the final answer is $y = -2x + 4$.
- A good way to think about this is: To find an intercept, set the other variable equal to zero and solve the remaining equation. The setup/work is Set $y = 0 \rightarrow (7, 0)$ and $x = 0 \rightarrow (0, 7)$. So the final answer is $(7, 0)$ and $(0, 7)$.



Keep Building FTCE General Knowledge Math Skills

Recommended Effortless Math resources



The Most Comprehensive
FTCE Math
Preparation Bundle


FTCE Math in 10 Days
FTCE General Knowledge MATH Practice Workbook 2026
FTCE General Knowledge Math Full Study Guide
This perfect bundle contains:
✓ FTCE Math for Beginners 2026
✓ FTCE Math Practice Workbook 2026
✓ FTCE Math Full Study Guide 2024-2025
✓ FTCE Math in 10 Days!
Visit www.EffortlessMath.com for Online Math Practice
Reza Nazari

The Most Comprehensive FTCE Math Preparation Bundle



Scan Me
Download Instantly

STUDENT FAVORITE - FTCE General Knowledge Math for Beginners




The Ultimate Step by Step Guide
to Preparing for the FTCE General Knowledge Math Test
FTCE 2026
General Knowledge
Math
for
Beginners
Reza Nazari
Recommended by Test Prep Experts

FTCE General Knowledge Math for Beginners 2026

Step-by-step lessons, topic practice, and full review support for students who want a calm path through FTCE General Knowledge Math preparation.

A strong companion for self-study, tutoring, homework, and targeted review.

PDF Edition



Scan Me
Download Instantly