

Finding Slope

Name: _____ Date: _____ Score: _____ / 18

Quick Review and Helpful Hints

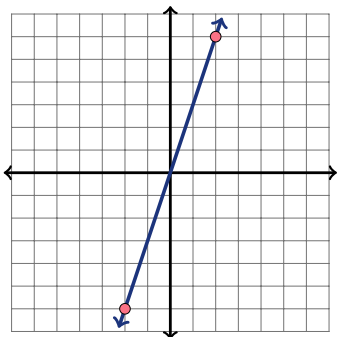
Slope measures steepness: $m = \frac{y_2 - y_1}{x_2 - x_1}$, or rise over run. Keep the subtraction order the same for y and x . Positive slopes rise, negative slopes fall, horizontal lines have slope 0, and vertical lines have undefined slope.

▶ **Example:** Find the slope of the line through (1, 2) and (4, 8). **Work:** Use the formula: $m = \frac{8-2}{4-1} = \frac{6}{3}$. Simplify the fraction. ★ **Answer:** $m = 2$

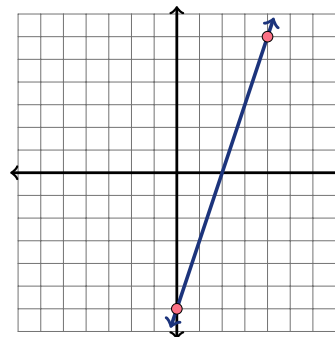
◆ Practice Problems

Find the slope. For graph questions, count rise over run; for point-pair questions, use the slope formula.

1. Use the graph to find the slope of the line.



2. Use the graph to find the slope of the line.



- | | |
|---|--|
| <p>3. (2, 5) and (6, 5) _____</p> <p>4. (0, 1) and (4, 9) _____</p> <p>5. (1, 4) and (3, 0) _____</p> <p>6. (2, 3) and (5, 12) _____</p> <p>7. (-1, 2) and (1, 6) _____</p> <p>8. (0, 7) and (2, 1) _____</p> | <p>9. (3, 1) and (6, 7) _____</p> <p>10. (1, 1) and (5, 3) _____</p> <p>11. (-2, -3) and (2, 5) _____</p> <p>12. (4, 2) and (4, 9) _____</p> <p>13. (0, 5) and (3, 5) _____</p> <p>14. (2, 1) and (8, 5) _____</p> |
|---|--|

◆ Word Problems

- | | |
|--|--|
| <p>15. A ramp rises 3 feet over a horizontal run of 12 feet. What is its slope? _____</p> <p>16. A line passes through (2, 3) and (5, 12). Find its slope. _____</p> | <p>17. A staircase rises 8 inches for every 10 inches forward. What is its slope? _____</p> <p>18. A road drops 50 feet over 200 horizontal feet. What is its slope? _____</p> |
|--|--|



Answer Keys

1.

2.

3.

4.

5.

6.

7.

8.

9.

10.

11.

12.

13.

14.

15.

16.

17.

18.

Step-by-Step Explanations

1. Start by naming the process: Read what the problem is asking, choose the matching rule, write the setup, and then simplify one step at a time. The setup/work is Graph: rise 6, run 2, so $m = 3$. So the final answer is 3.

2. A good way to think about this is: Read what the problem is asking, choose the matching rule, write the setup, and then simplify one step at a time. The setup/work is Graph: rise 6, run 2, so $m = 3$. So the final answer is 3.

3. Step by step: Read what the problem is asking, choose the matching rule, write the setup, and then simplify one step at a time. The setup/work is Matching y -values give rise 0: $m = \frac{0}{4} = 0$. So the final answer is 0.

4. Take it one move at a time: Read what the problem is asking, choose the matching rule, write the setup, and then simplify one step at a time. The setup/work is $m = \frac{9-1}{4-0} = \frac{8}{4} = 2$. So the final answer is 2.

5. Start by naming the process: Read what the problem is asking, choose the matching rule, write the setup, and then simplify one step at a time. The setup/work is $m = \frac{0-4}{3-1} = \frac{-4}{2} = -2$. So the final answer is -2 .

6. A good way to think about this is: Read what the problem is asking, choose the matching rule, write the setup, and then simplify one step at a time. The setup/work is $m = \frac{12-3}{5-2} = \frac{9}{3} = 3$. So the final answer is 3.

7. Step by step: Read what the problem is asking, choose the matching rule, write the setup, and then simplify one step at a time. The setup/work is $m = \frac{6-2}{1-(-1)} = \frac{4}{2} = 2$. So the final answer is 2.

8. Take it one move at a time: Read what the problem is asking, choose the matching rule, write the setup, and then simplify one step at a time. The setup/work is $m = \frac{1-7}{2-0} = \frac{-6}{2} = -3$. So the final answer is -3 .

9. Start by naming the process: Read what the problem is asking, choose the matching rule, write the setup, and then simplify one step at a time. The setup/work is $m = \frac{7-1}{6-3} = \frac{6}{3} = 2$. So the final answer is 2.

10. A good way to think about this is: Read what the problem is asking, choose the matching rule, write the setup, and then simplify one step at a time. The setup/work is $m = \frac{3-1}{5-1} = \frac{2}{4} = \frac{1}{2}$. So the final answer is $\frac{1}{2}$.

11. Step by step: Read what the problem is asking, choose the matching rule, write the setup, and then simplify one step at a time. The setup/work is $m = \frac{5-(-3)}{2-(-2)} = \frac{8}{4} = 2$. So the final answer is 2.

12. Take it one move at a time: Read what the problem is asking, choose the matching rule, write the setup, and then simplify one step at a time. The setup/work is The x -values match, so the run is 0 and the slope is undefined. So the final answer is undefined.

13. Start by naming the process: Read what the problem is asking, choose the matching rule, write the setup, and then simplify one step at a time. The setup/work is Matching y -values give rise 0, so the slope is 0. So the final answer is 0.

14. A good way to think about this is: Read what the problem is asking, choose the matching rule, write the setup, and then simplify one step at a time. The setup/work is $m = \frac{5-1}{8-2} = \frac{4}{6} = \frac{2}{3}$. So the final answer is $\frac{2}{3}$.

15. Step by step: Read what the problem is asking, choose the matching rule, write the setup, and then simplify one step at a time. The setup/work is Slope $= \frac{3}{12} = \frac{1}{4}$. So the final answer is $\frac{1}{4}$.

16. Take it one move at a time: Read what the problem is asking, choose the matching rule, write the setup, and then simplify one step at a time. The setup/work is $m = \frac{12-3}{5-2} = \frac{9}{3} = 3$. So the final answer is 3.


17. Start by naming the process: Read what the problem is asking, choose the matching rule, write the setup, and then simplify one step at a time. The setup/work is Slope $= \frac{8}{10} = \frac{4}{5}$. So the final answer is $\frac{4}{5}$.

18. A good way to think about this is: Read what the problem is asking, choose the matching rule, write the setup, and then simplify one step at a time. The setup/work is The road drops, so rise is negative: $m = \frac{-50}{200} = -\frac{1}{4}$. So the final answer is $-\frac{1}{4}$.



Keep Building FTCE General Knowledge Math Skills

Recommended Effortless Math resources



The Most Comprehensive
FTCE Math
Preparation Bundle


This perfect bundle contains

- ✓ FTCE Math for Beginners 2026
- ✓ FTCE Math Practice Workbook 2026
- ✓ FTCE Math Full Study Guide 2024-2025
- ✓ FTCE Math in 10 Days!

Visit www.EffortlessMath.com for Online Math Practice


Reza Nazari

The Most Comprehensive FTCE Math Preparation Bundle



Scan Me
Download Instantly

STUDENT FAVORITE - FTCE General Knowledge Math for Beginners



The Ultimate Step by Step Guide
to Preparing for the FTCE General Knowledge Math Test

FTCE 2026
General Knowledge
Math 2026
for
Beginners

Reza Nazari


Recommended by Test Prep Experts

FTCE General Knowledge Math for Beginners 2026

Step-by-step lessons, topic practice, and full review support for students who want a calm path through FTCE General Knowledge Math preparation.

A strong companion for self-study, tutoring, homework, and targeted review.

PDF Edition



Scan Me
Download Instantly