

Operations with Scientific Notation

Name: _____ Date: _____ Score: _____ / 18

Quick Review and Helpful Hints

In scientific notation a number is $a \times 10^n$ with $1 \leq a < 10$. To *multiply*, multiply the front numbers and *add* the exponents. To *divide*, divide the fronts and *subtract* the exponents.

▶ **Example:** Multiply $(2 \times 10^3)(3 \times 10^2)$. **Work:** Multiply the fronts: $2 \times 3 = 6$. Add the exponents: $3 + 2 = 5$. ★ **Answer:** 6×10^5

$$(a \times 10^m)(b \times 10^n) = ab \times 10^{m+n}$$

Multiply fronts, add exponents.

◆ Practice Problems

Simplify (give the answer in scientific notation).

- | | |
|--|--|
| <p>1. $(2 \times 10^3)(3 \times 10^2)$ _____</p> <p>2. $(4 \times 10^2)(2 \times 10^3)$ _____</p> <p>3. $\frac{6 \times 10^5}{2 \times 10^2}$ _____</p> <p>4. $(2 \times 10^4)(4 \times 10^1)$ _____</p> <p>5. $\frac{9 \times 10^6}{3 \times 10^2}$ _____</p> <p>6. $(5 \times 10^2)(1 \times 10^3)$ _____</p> <p>7. $\frac{8 \times 10^4}{4 \times 10^2}$ _____</p> | <p>8. $(3 \times 10^2)(3 \times 10^2)$ _____</p> <p>9. $(1 \times 10^3)(7 \times 10^2)$ _____</p> <p>10. $\frac{6 \times 10^8}{2 \times 10^3}$ _____</p> <p>11. $(2 \times 10^2)(2 \times 10^2)$ _____</p> <p>12. $(4 \times 10^3)(2 \times 10^2)$ _____</p> <p>13. $\frac{9 \times 10^4}{3 \times 10^1}$ _____</p> <p>14. Write 5×10^3 in standard form _____</p> |
|--|--|

◆ Word Problems

15. Multiply $(3 \times 10^4)(2 \times 10^2)$. _____
16. Divide (8×10^6) by (2×10^2) . _____
17. Multiply $(2 \times 10^3)(4 \times 10^3)$. _____
18. A warehouse record lists 6×10^5 sheets of paper for the year. Write that quantity as a standard number. _____



Answer Keys

- | | | |
|--------------------|---------------------|---------------------|
| 1. 6×10^5 | 7. 2×10^2 | 13. 3×10^3 |
| 2. 8×10^5 | 8. 9×10^4 | 14. 5000 |
| 3. 3×10^3 | 9. 7×10^5 | 15. 6×10^6 |
| 4. 8×10^5 | 10. 3×10^5 | 16. 4×10^4 |
| 5. 3×10^4 | 11. 4×10^4 | 17. 8×10^6 |
| 6. 5×10^5 | 12. 8×10^5 | 18. 600000 |

Step-by-Step Explanations


1. Start by naming the process: Handle the front numbers and the powers of ten separately, then rewrite the result in scientific notation if needed. The setup/work is $2 \times 3 = 6$, $3 + 2 = 5$: 6×10^5 . So the final answer is 6×10^5 .
2. A good way to think about this is: Handle the front numbers and the powers of ten separately, then rewrite the result in scientific notation if needed. The setup/work is $4 \times 2 = 8$, $2 + 3 = 5$: 8×10^5 . So the final answer is 8×10^5 .
3. Step by step: Handle the front numbers and the powers of ten separately, then rewrite the result in scientific notation if needed. The setup/work is $6 \div 2 = 3$, $5 - 2 = 3$: 3×10^3 . So the final answer is 3×10^3 .
4. Take it one move at a time: Handle the front numbers and the powers of ten separately, then rewrite the result in scientific notation if needed. The setup/work is $2 \times 4 = 8$, $4 + 1 = 5$: 8×10^5 . So the final answer is 8×10^5 .
5. Start by naming the process: Handle the front numbers and the powers of ten separately, then rewrite the result in scientific notation if needed. The setup/work is $9 \div 3 = 3$, $6 - 2 = 4$: 3×10^4 . So the final answer is 3×10^4 .
6. A good way to think about this is: Handle the front numbers and the powers of ten separately, then rewrite the result in scientific notation if needed. The setup/work is $5 \times 1 = 5$, $2 + 3 = 5$: 5×10^5 . So the final answer is 5×10^5 .
7. Step by step: Handle the front numbers and the powers of ten separately, then rewrite the result in scientific notation if needed. The setup/work is $8 \div 4 = 2$, $4 - 2 = 2$: 2×10^2 . So the final answer is 2×10^2 .
8. Take it one move at a time: Handle the front numbers and the powers of ten separately, then rewrite the result in scientific notation if needed. The setup/work is $3 \times 3 = 9$, $2 + 2 = 4$: 9×10^4 . So the final answer is 9×10^4 .
9. Start by naming the process: Handle the front numbers and the powers of ten separately, then rewrite the result in scientific notation if needed. The setup/work is $1 \times 7 = 7$, $3 + 2 = 5$: 7×10^5 . So the final answer is 7×10^5 .

10. A good way to think about this is: Handle the front numbers and the powers of ten separately, then rewrite the result in scientific notation if needed. The setup/work is $6 \div 2 = 3$, $8 - 3 = 5$: 3×10^5 . So the final answer is 3×10^5 .
11. Step by step: Handle the front numbers and the powers of ten separately, then rewrite the result in scientific notation if needed. The setup/work is $2 \times 2 = 4$, $2 + 2 = 4$: 4×10^4 . So the final answer is 4×10^4 .
12. Take it one move at a time: Handle the front numbers and the powers of ten separately, then rewrite the result in scientific notation if needed. The setup/work is $4 \times 2 = 8$, $3 + 2 = 5$: 8×10^5 . So the final answer is 8×10^5 .
13. Start by naming the process: Handle the front numbers and the powers of ten separately, then rewrite the result in scientific notation if needed. The setup/work is $9 \div 3 = 3$, $4 - 1 = 3$: 3×10^3 . So the final answer is 3×10^3 .
14. A good way to think about this is: Handle the front numbers and the powers of ten separately, then rewrite the result in scientific notation if needed. The setup/work is Move the point 3 right: 5000. So the final answer is 5000.
15. Step by step: Handle the front numbers and the powers of ten separately, then rewrite the result in scientific notation if needed. The setup/work is $3 \times 2 = 6$, $4 + 2 = 6$: 6×10^6 . So the final answer is 6×10^6 .
16. Take it one move at a time: Handle the front numbers and the powers of ten separately, then rewrite the result in scientific notation if needed. The setup/work is $8 \div 2 = 4$, $6 - 2 = 4$: 4×10^4 . So the final answer is 4×10^4 .
17. Start by naming the process: Handle the front numbers and the powers of ten separately, then rewrite the result in scientific notation if needed. The setup/work is $2 \times 4 = 8$, $3 + 3 = 6$: 8×10^6 . So the final answer is 8×10^6 .
18. A good way to think about this is: Handle the front numbers and the powers of ten separately, then rewrite the result in scientific notation if needed. The setup/work is Move the point 5 right: 600000. So the final answer is 600000.



Keep Building FTCE General Knowledge Math Skills

Recommended Effortless Math resources



The Most Comprehensive
FTCE Math
Preparation Bundle


This perfect bundle contains

- ✓ FTCE Math for Beginners 2026
- ✓ FTCE Math Practice Workbook 2026
- ✓ FTCE Math Full Study Guide 2024-2025
- ✓ FTCE Math in 10 Days!

Visit www.EffortlessMath.com for Online Math Practice


Reza Nazari

The Most Comprehensive FTCE Math Preparation Bundle



Scan Me
Download Instantly

STUDENT FAVORITE - FTCE General Knowledge Math for Beginners



The Ultimate Step by Step Guide
to Preparing for the FTCE General Knowledge Math Test

FTCE 2026
General Knowledge
Math 2026
for
Beginners


Reza Nazari

Recommended by Test Prep Experts

FTCE General Knowledge Math for Beginners 2026

Step-by-step lessons, topic practice, and full review support for students who want a calm path through FTCE General Knowledge Math preparation.

A strong companion for self-study, tutoring, homework, and targeted review.



PDF Edition
Scan Me
Download Instantly