

Percent of Increase and Decrease

Name: _____ Date: _____ Score: _____ / 18

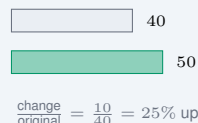
Quick Review and Helpful Hints

A percent change compares the *amount of change* to the *original* amount: percent change = $\frac{\text{change}}{\text{original}} \times 100\%$. If the new value is larger it is a percent *increase*; if smaller, a percent *decrease*. Always divide by the original (starting) amount, not the new one.

▷ **Example:** A price rises from \$40 to \$50. Find the percent increase.

Work: The change is $50 - 40 = 10$. Divide by the original: $\frac{10}{40} = 0.25$, then multiply by 100%.

★ **Answer:** 25% increase



Practice Problems

Find each percent of increase or decrease.

- | | | | |
|--------------|-------|--------------|-------|
| 1. 20 → 25 | _____ | 8. 90 → 72 | _____ |
| 2. 50 → 40 | _____ | 9. 25 → 30 | _____ |
| 3. 80 → 100 | _____ | 10. 120 → 90 | _____ |
| 4. 60 → 45 | _____ | 11. 40 → 60 | _____ |
| 5. 10 → 15 | _____ | 12. 75 → 60 | _____ |
| 6. 200 → 150 | _____ | 13. 8 → 10 | _____ |
| 7. 30 → 36 | _____ | 14. 50 → 35 | _____ |

Word Problems

15. A shirt's price went from \$25 to \$30. What is the percent increase? _____
16. A town's population grew from 800 to 1000. What is the percent increase? _____
17. A \$80 item is marked down to \$60. What is the percent decrease? _____
18. A person's weight dropped from 150 lb to 120 lb. What is the percent decrease? _____



Answer Keys

- | | | |
|-----------------|------------------|------------------|
| 1. 25% increase | 7. 20% increase | 13. 25% increase |
| 2. 20% decrease | 8. 20% decrease | 14. 30% decrease |
| 3. 25% increase | 9. 20% increase | 15. 20% increase |
| 4. 25% decrease | 10. 25% decrease | 16. 25% increase |
| 5. 50% increase | 11. 50% increase | 17. 25% decrease |
| 6. 25% decrease | 12. 20% decrease | 18. 20% decrease |

Step-by-Step Explanations

1. Start by naming the process: Read what the problem is asking, choose the matching rule, write the setup, and then simplify one step at a time. The setup/work is The amount changes by $25 - 20 = 5$, an increase. Compare it to the original: $\frac{5}{20} = 0.25$, which is a 25% increase. So the final answer is 25% increase.

2. A good way to think about this is: Read what the problem is asking, choose the matching rule, write the setup, and then simplify one step at a time. The setup/work is The value drops by $50 - 40 = 10$. Divide by the original: $\frac{10}{50} = 0.20$, a 20% decrease. So the final answer is 20% decrease.

3. Step by step: Read what the problem is asking, choose the matching rule, write the setup, and then simplify one step at a time. The setup/work is The change is $100 - 80 = 20$ up. Over the original: $\frac{20}{80} = 0.25 = 25\%$ increase. So the final answer is 25% increase.

4. Take it one move at a time: Read what the problem is asking, choose the matching rule, write the setup, and then simplify one step at a time. The setup/work is The change is $60 - 45 = 15$ down. Over the original: $\frac{15}{60} = 0.25 = 25\%$ decrease. So the final answer is 25% decrease.

5. Start by naming the process: Read what the problem is asking, choose the matching rule, write the setup, and then simplify one step at a time. The setup/work is The change is 5 up. Over the original: $\frac{5}{10} = 0.50 = 50\%$ increase. So the final answer is 50% increase.

6. A good way to think about this is: Read what the problem is asking, choose the matching rule, write the setup, and then simplify one step at a time. The setup/work is The change is 50 down. Over the original: $\frac{50}{200} = 0.25 = 25\%$ decrease. So the final answer is 25% decrease.

7. Step by step: Read what the problem is asking, choose the matching rule, write the setup, and then simplify one step at a time. The setup/work is The change is 6 up. Over the original: $\frac{6}{30} = 0.20 = 20\%$ increase. So the final answer is 20% increase.

8. Take it one move at a time: Read what the problem is asking, choose the matching rule, write the setup, and then simplify one step at a time. The setup/work is The change is 18 down. Over the original: $\frac{18}{90} = 0.20 = 20\%$ decrease. So the final answer is 20% decrease.

9. Start by naming the process: Read what the problem is asking, choose the matching rule, write the setup, and then simplify one step at a time. The setup/work is The change is 5 up. Over the original: $\frac{5}{25} = 0.20 = 20\%$ increase. So the final answer is 20% increase.

10. A good way to think about this is: Read what the problem is asking, choose the matching rule, write the setup, and then simplify one step at a time. The setup/work is The change is 30 down. Over the original: $\frac{30}{120} = 0.25 = 25\%$ decrease. So the final answer is 25% decrease.

11. Step by step: Read what the problem is asking, choose the matching rule, write the setup, and then simplify one step at a time. The setup/work is The change is 20 up. Over the original: $\frac{20}{40} = 0.50 = 50\%$ increase. So the final answer is 50% increase.

12. Take it one move at a time: Read what the problem is asking, choose the matching rule, write the setup, and then simplify one step at a time. The setup/work is The change is 15 down. Over the original: $\frac{15}{75} = 0.20 = 20\%$ decrease. So the final answer is 20% decrease.

13. Start by naming the process: Read what the problem is asking, choose the matching rule, write the setup, and then simplify one step at a time. The setup/work is The change is 2 up. Over the original: $\frac{2}{8} = 0.25 = 25\%$ increase. So the final answer is 25% increase.

14. A good way to think about this is: Read what the problem is asking, choose the matching rule, write the setup, and then simplify one step at a time. The setup/work is The change is 15 down. Over the original: $\frac{15}{50} = 0.30 = 30\%$ decrease. So the final answer is 30% decrease.

15. Step by step: Read what the problem is asking, choose the matching rule, write the setup, and then simplify one step at a time. The setup/work is The price went up by $30 - 25 = 5$. Over the original price: $\frac{5}{25} = 0.20 = 20\%$ increase. So the final answer is 20% increase.

16. Take it one move at a time: Read what the problem is asking, choose the matching rule, write the setup, and then simplify one step at a time. The setup/work is Growth is $1000 - 800 = 200$. Over the original population: $\frac{200}{800} = 0.25 = 25\%$ increase. So the final answer is 25% increase.

17. Start by naming the process: Read what the problem is asking, choose the matching rule, write the setup, and then simplify one step at a time. The setup/work is The price dropped by $80 - 60 = 20$. Over the original: $\frac{20}{80} = 0.25 = 25\%$ decrease. So the final answer is 25% decrease.

18. A good way to think about this is: Read what the problem is asking, choose the matching rule, write the setup, and then simplify one step at a time. The setup/work is Weight fell by $150 - 120 = 30$. Over the original: $\frac{30}{150} = 0.20 = 20\%$ decrease. So the final answer is 20% decrease.



Keep Building FTCE General Knowledge Math Skills

Recommended Effortless Math resources



The Most Comprehensive
FTCE Math
Preparation Bundle

This perfect bundle contains

- ✓ FTCE Math for Beginners 2026
- ✓ FTCE Math Practice Workbook 2026
- ✓ FTCE Math Full Study Guide 2024-2025
- ✓ FTCE Math in 10 Days!

Visit www.EffortlessMath.com for Online Math Practice


Reza Nazari

The Most Comprehensive FTCE Math Preparation Bundle



Scan Me
Download Instantly

STUDENT FAVORITE - FTCE General Knowledge Math for Beginners



The Ultimate Step by Step Guide
to Preparing for the FTCE General Knowledge Math Test

FTCE 2026
General Knowledge
Math 2026
for
Beginners

Reza Nazari


Recommended by Test Prep Experts

FTCE General Knowledge Math for Beginners 2026

Step-by-step lessons, topic practice, and full review support for students who want a calm path through FTCE General Knowledge Math preparation.

A strong companion for self-study, tutoring, homework, and targeted review.

PDF Edition



Scan Me
Download Instantly