

Evaluating Logarithms

Name: _____ Date: _____ Score: _____ / 28

Q Quick Review

A **logarithm** answers one simple question: *what exponent do I need?* The equation $\log_b(x) = y$ is exactly the same statement as $b^y = x$ — written two ways. Every time you see a logarithm, mentally flip it to the exponent form and the problem becomes a power problem you already know how to do.

Three special values to memorize. For any valid base $b > 0, b \neq 1$: $\log_b(1) = 0$ (because $b^0 = 1$); $\log_b(b) = 1$ (because $b^1 = b$); and $\log_b(b^n) = n$ (the log peels the exponent off whatever shares its base).

Notation shortcuts. $\log(x)$ with no base means base 10: $\log(100) = 2$. $\ln(x)$ means base e : $\ln(e^3) = 3$.

Domain. The argument must be positive: $\log_b(x)$ requires $x > 0$. A negative input or zero is undefined for real logarithms — no real power of a positive base ever lands there.

Negative or fractional answers. $\log_2(\frac{1}{8}) = -3$ because $2^{-3} = \frac{1}{8}$. $\log_9(3) = \frac{1}{2}$ because $9^{1/2} = 3$. Flip to the exponent form and the sign or fraction falls right out.

Change of base. When the argument isn't a clean power of the base, use $\log_b(x) = \frac{\ln x}{\ln b} = \frac{\log x}{\log b}$. Quick check: $\log_4(20) = \frac{\ln 20}{\ln 4} \approx 2.16$.

Sanity check: $4^2 = 16$ and $4^3 = 64$, so the answer should sit a bit above 2.

Common slips. Reading $\log_b(MN)$ as $\log_b(M) \cdot \log_b(N)$ (wrong — it's a sum, see SS 9.2). Forgetting the domain restriction so an extraneous solution sneaks through. Mixing up \log and \ln in a calculator step. **Inverse table.** A logarithm asks for an exponent. Pairing powers and logarithms side by side keeps the base and the answer from trading places.

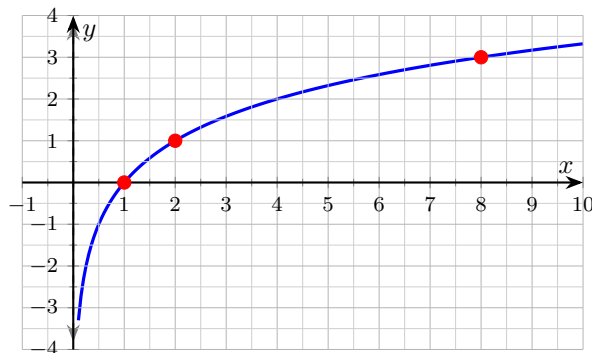
| | | | | |
|-------|---|---|---|----|
| x | 1 | 2 | 3 | 4 |
| 2^x | 2 | 4 | 8 | 16 |

| | | | | |
|------------|---|---|---|----|
| x | 2 | 4 | 8 | 16 |
| $\log_2 x$ | 1 | 2 | 3 | 4 |

PRACTICE

Evaluate each logarithm exactly. Use change of base only when no clean power form exists.

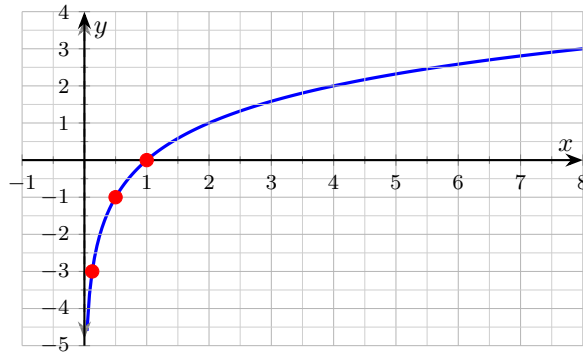
1. Evaluate $\log_2(8)$. The graph of $y = \log_2(x)$ is shown to help you locate the input/output pair. _____



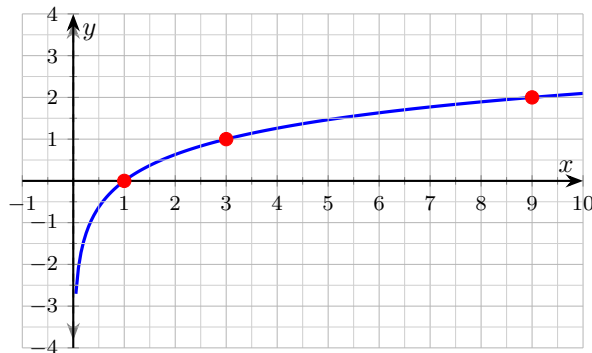
2. Evaluate $\log(100)$ (common log, base 10). _____
3. Evaluate $\log_5(5)$. _____
4. Evaluate $\log_7(1)$. _____



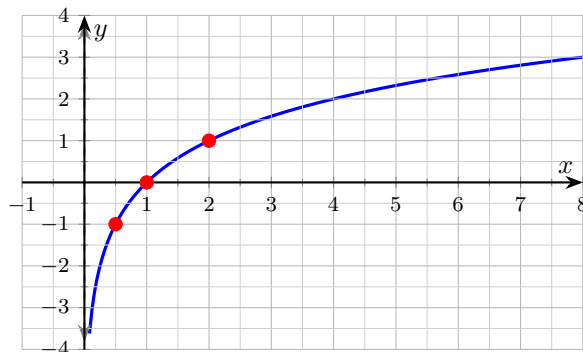
5. Evaluate $\log_2\left(\frac{1}{8}\right)$. The curve $y = \log_2(x)$ is shown; the asymptote at $x = 0$ explains why the log dives toward $-\infty$ as the input shrinks. _____



6. Evaluate $\log_3(81)$ and locate the value on the curve $y = \log_3(x)$ shown. _____



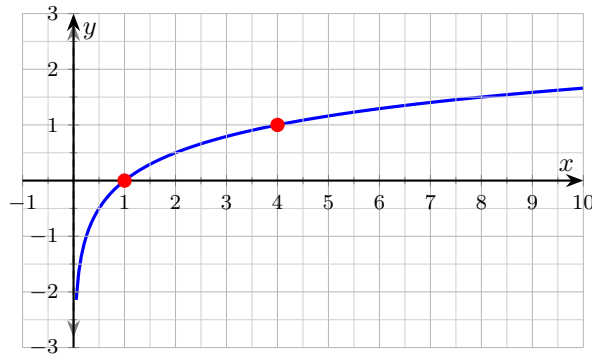
7. Evaluate $\log_5\left(\frac{1}{125}\right)$. _____
8. Evaluate $\log_6(\sqrt{6})$. _____
9. Evaluate $\log_2(0.5)$. The curve $y = \log_2(x)$ is shown; the dashed line marks the asymptote at $x = 0$. _____



10. Evaluate $\log_{1/3}(27)$. _____
11. Approximate $\log_4(20)$ to two decimal places using change of base. _____
12. Evaluate $\log_{10}(10^7)$. _____



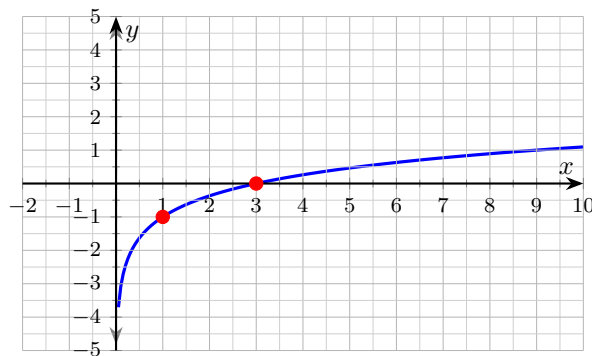
13. Evaluate $\log_4(64)$ and check your answer against the curve $y = \log_4(x)$. _____



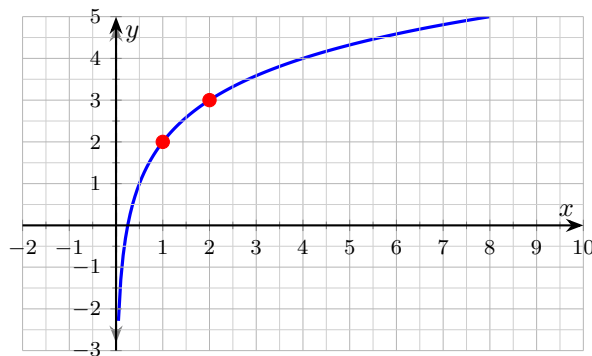
14. Find x if $\log_2(x - 3) = 4$. _____

15. Which logarithm identities are TRUE for $b > 0, b \neq 1$? $\log_b(1) = 0$; $\log_b(b) = 1$; $\log_b(0)$ defined; $b^{\log_b(x)} = x$ for $x > 0$. _____

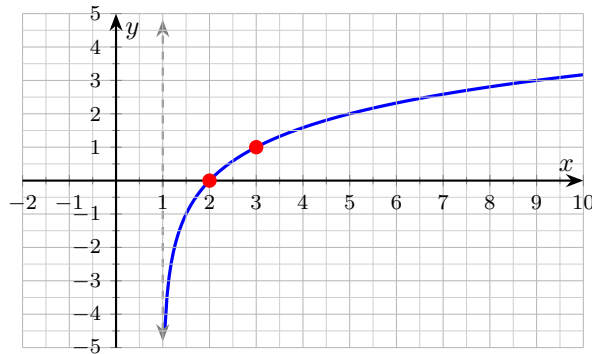
16. Identify the function shown. _____



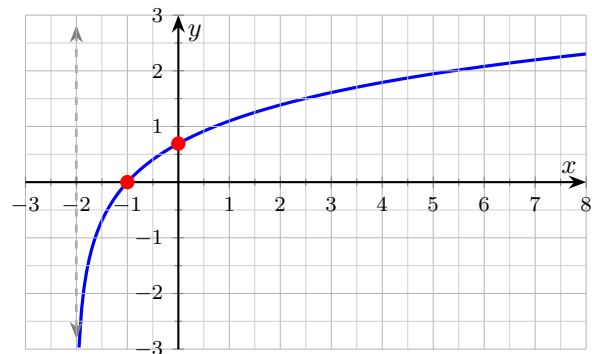
17. Identify the function shown. _____



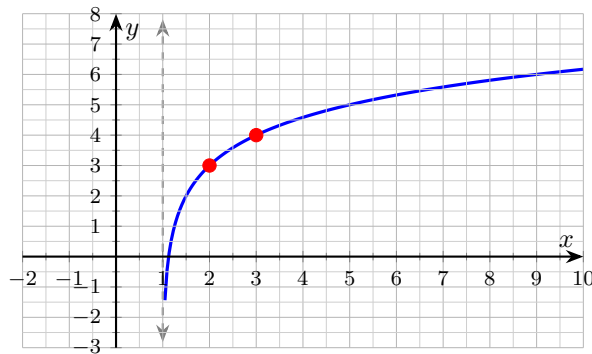
18. Which graph is $y = \log_2(x - 1)$? Identify the asymptote and one anchor point. _____



19. For $f(x) = \ln(x + 2)$, give the domain. _____

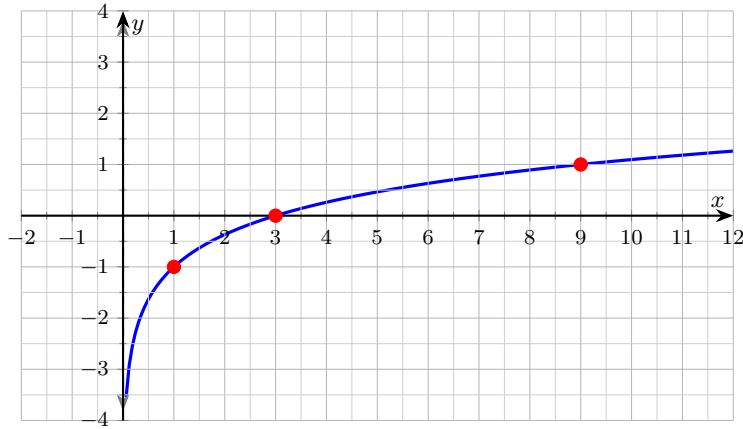


20. For $f(x) = \log_2(x - 1) + 3$, identify the asymptote, the value $f(3)$, and the domain. _____



◆ Word Problems

21. A function $f(x) = \log_3(x) - 1$ is graphed below. Use the graph to find $f(9)$, name the vertical asymptote, and state the domain. _____



22. Solve $\log_4(2x + 8) = 3$ for x . Verify the solution satisfies the log's domain. _____

23. You are told $\log_b(81) = 4$ and $\log_b(b^5) = 5$. What is the base b , and what is $\log_b(\sqrt{b})$? _____

24. Approximate $\log_7(50)$ to two decimal places using change of base. Then sanity-check your answer by bracketing it between two integer values of the log. _____

Additional Practice

25. Evaluate $\log_2 32$. _____

26. Evaluate $\log_5 125$. _____

27. Rewrite $\log_3 81 = 4$ exponentially. _____

28. Solve $\log_4 x = 3$. _____



Answer Keys

1. 3

2. 2

3. 1

4. 0

5. -3

6. 4

7. -3

8. $\frac{1}{2}$

9. -1

10. -3

11. ≈ 2.16

12. 7

Additional Practice Answers

25. 5

26. 3

13. 3

14. $x = 19$

15. first, second, fourth

16. $f(x) = \log_3(x) - 1$

17. $f(x) = \log_2(x) + 2$

18. asymptote $x = 1$; $(2, 0)$ on graph

19. $x > -2$

20. $x = 1$; $f(3) = 4$; $x > 1$

21. $f(9) = 1$; asymptote $x = 0$; domain $x > 0$

22. $x = 28$

23. $b = 3$; $\log_b(\sqrt{b}) = \frac{1}{2}$

24. ≈ 2.01

27. $3^4 = 81$

28. $x = 64$

Additional Practice: Answers for all numbered items, including the added practice, are shown in the grid above.

Step-by-Step Explanations

1. Ask: $2^? = 8$. Since $8 = 2^3$, the answer is 3. (The log just reads the exponent.) The red dot at $(8, 3)$ on the curve confirms.

2. With no base written, the log is base 10. Ask yourself: $10^? = 100$. Since $10^2 = 100$, the answer is 2. The log just hands you back the exponent.

3. Ask: $5^? = 5$. Any base raised to the first power gives itself, so $5^1 = 5$ and the answer is 1. That is the identity $\log_b(b) = 1$ for every valid base.

4. Ask: $7^? = 1$. Any nonzero base to the zero power is 1, so $7^0 = 1$ and the answer is 0. This is the identity $\log_b(1) = 0$, true for every valid base.

5. A careful way to see it: $\frac{1}{8} = 2^{-3}$, so the log reads -3. (Don't be thrown by the fraction — it just signals a negative exponent.) The red dot at $(0.125, -3)$ on the curve confirms the value. That gives a quick check on the answer.

6. Keep the rule visible: $81 = 3^4$, so the answer is 4. Quick powers-of-3 recall: 3, 9, 27, 81, 243. The curve in the figure passes through $(1, 0)$, $(3, 1)$, and $(9, 2)$; continuing the same pattern, $(81, 4)$ is the next integer anchor (off the plotted window). That gives a quick check on the answer.

7. Ask: $5^? = \frac{1}{125}$. Since $125 = 5^3$, its reciprocal is $\frac{1}{125} = 5^{-3}$, so the exponent is -3. A reciprocal flips the sign of the exponent — that is what makes the answer negative.

8. Ask: $6^? = \sqrt{6}$. A square root is the same as the $\frac{1}{2}$ power, so $\sqrt{6} = 6^{1/2}$ and the log reads off $\frac{1}{2}$. Roots always turn into fractional exponents.

9. A careful way to see it: $0.5 = \frac{1}{2} = 2^{-1}$. Negative exponent because the input is below 1 (but still positive). The red dot at $(0.5, -1)$ shows where the curve crosses the line $y = -1$. That gives a quick check on the answer.

10. Set $(\frac{1}{3})^x = 27$. Since $\frac{1}{3} = 3^{-1}$, $(\frac{1}{3})^{-3} = 3^3 = 27$. A fractional base less than 1 needs a negative exponent to climb up to 27.

11. One steady path is: $\log_4(20) = \frac{\ln 20}{\ln 4} \approx \frac{2.996}{1.386} \approx 2.16$. Sanity check: $4^2 = 16$ and $4^3 = 64$, so the answer should sit just above 2. It does. That gives a quick check on the answer.

12. Ask: $10^? = 10^7$. The exponents must match, so the answer is 7. Whenever the argument is the base raised to a power, the log returns that power: $\log_b(b^n) = n$.

13. A careful way to see it: $64 = 4^3$, so the log is 3. (Quick: $4^2 = 16$, $4^3 = 64$.) The visible anchors $(1, 0)$, $(4, 1)$, and $(16, 2)$ on the curve confirm the powers-of-4

pattern; $(64, 3)$ continues it. That gives a quick check on the answer.

14. Flip to exponent form: $x - 3 = 2^4 = 16$, so $x = 19$. Domain check: $x - 3 = 16 > 0$, valid.

15. One steady path is: $\log_b(0)$ is undefined (the input must be positive). The other three are the standard identities — two special values plus the inverse property. That gives a quick check on the answer.

16. Vertical asymptote at $x = 0$, and the curve sits one unit below the parent $\log_3(x)$. At $x = 1$, $y = -1$ (the parent's $y = 0$ shifted down by 1). At $x = 3$, $\log_3(3) - 1 = 1 - 1 = 0$. Both marked dots match.

17. Vertical asymptote at $x = 0$, parent $\log_2(x)$ shifted up by 2. At $x = 1$: $\log_2(1) + 2 = 0 + 2 = 2$. At $x = 2$: $1 + 2 = 3$. The two red dots confirm.

18. The -1 inside the log shifts the parent right by 1. Asymptote: $x = 1$. Anchor: $\log_2(2 - 1) = \log_2(1) = 0$, so $(2, 0)$ is on the curve.

19. The natural log needs its argument positive: $x + 2 > 0$, i.e., $x > -2$. Vertical asymptote at $x = -2$, as the dashed line shows.

20. The -1 inside the log gives the asymptote $x = 1$ and domain $x > 1$. At $x = 3$: $\log_2(2) + 3 = 1 + 3 = 4$. The red dot at $(3, 4)$ matches.

21. At $x = 9$: $\log_3(9) - 1 = 2 - 1 = 1$. The marked dot at $(9, 1)$ confirms. The argument x must be positive, so the domain is $x > 0$ and the vertical asymptote sits at $x = 0$. (The -1 outside the log shifts the whole curve down by 1, but it doesn't move the asymptote — that depends only on what's inside the log.)


22. Flip to exponent form: $2x + 8 = 4^3 = 64$, so $2x = 56$ and $x = 28$. Domain check: the argument $2x + 8 = 2(28) + 8 = 64$, which is positive. Valid. (A negative or zero argument would force us to throw the solution out — this one is clean.)

23. From $\log_b(81) = 4$: $b^4 = 81$, so $b = 3$ (taking the positive real root since logs need a positive base). The second equation is automatic: $\log_b(b^5) = 5$ for any base. For the last part, $\sqrt{b} = b^{1/2}$, so $\log_b(\sqrt{b}) = \frac{1}{2}$ — the log peels off the exponent.

24. Change of base: $\log_7(50) = \frac{\ln 50}{\ln 7} \approx \frac{3.912}{1.946} \approx 2.01$. Bracketing: $7^2 = 49$ and $7^3 = 343$, so $\log_7(50)$ must sit just above 2 (since 50 is just past 49). The decimal answer 2.01 matches the bracket perfectly. (A handy habit: always bracket the answer before trusting the calculator step — it catches base-vs-argument mix-ups every time.)



Build Algebra Confidence From Pre-Algebra Through Algebra II



The Complete Algebra Success Bundle

Pre-Algebra, Algebra I, and Algebra II in one clear path

Friendly lessons, focused practice, and full-review support for every stage.



Scan for the Bundle

6 Books
3 Courses
1 Path

Bundle Value: Six coordinated books help students review missing skills, learn new algebra topics, and practice until the steps feel natural.

Complete Course Path

- ✓ Starts with Pre-Algebra foundations
- ✓ Moves smoothly into Algebra I skills
- ✓ Extends learning through Algebra II topics
- ✓ Great for review, tutoring, and summer study

One bundle, one steady path.

Step-by-Step Lessons

- ✓ Plain-English explanations students can follow
- ✓ Worked examples that show every important step
- ✓ Common mistakes called out before they stick
- ✓ Skill-building practice after each lesson
- ✓ Helpful for independent study or class support


Less guessing. More understanding.

Practice That Sticks

- ✓ Matching practice workbooks for extra repetition
- ✓ Review sets to keep older skills fresh
- ✓ Answer explanations for checking thinking
- ✓ Strong support before tests and final exams
- ✓ Designed to build fluency and confidence

Practice today. Remember tomorrow.

STUDENT FAVORITE • Master Algebra II From the Ground Up



Algebra II for Beginners

Written by a top math teacher & aligned with national and state Algebra II courses. From polynomial functions to logarithms, trigonometry, and rational expressions — explained the easy way.

- ✓ **Complete coverage** of every Algebra II concept — perfect companion to these worksheets
- ✓ **Step-by-step explanations** with worked examples on every topic
- ✓ **QR codes in every chapter** for free video lessons & bonus practice
- ✓ **2 full-length practice tests** with detailed answer keys

- ✓ 100% Guaranteed
- ✓ Lifetime Support
- ✓ Trusted by Teachers

Start Your Algebra Journey Today! →

★ STUDENT'S #1 CHOICE ★

Teacher-recommended • 12,000+ Happy Students

PDF EDITION



Instant download • any device

PAPERBACK



Paperback on Amazon

Hold it in your hands

Pair these free worksheets with *Algebra II for Beginners* and you have a complete self-paced course — concept lessons, daily practice, and full exam-style reviews, all in one path. → EffortlessMath.com/product/algebra-ii-for-beginners