

# Volume and Surface Area of Composite Solids

Name: \_\_\_\_\_ Date: \_\_\_\_\_ Score: \_\_\_\_\_ / 30

## Quick Review and Helpful Hints

A *composite solid* is built from simpler solids. Find the volume of each piece and *add* them – or *subtract* a hollowed-out part. Use  $V = lwh$  for boxes. Answers are in cubic units.

▷ **Example:** A solid is a  $4 \times 3 \times 2$  box stacked on a  $4 \times 3 \times 1$  box. Find the total volume. **Work:** Top box =  $4 \times 3 \times 2 = 24$ . Bottom box =  $4 \times 3 \times 1 = 12$ . Add:  $24 + 12$ . ★ **Answer:** 36



Add the volume of each piece.

### Practice Problems

Find each total volume.

- |   |       |  |       |
|---|-------|--|-------|
| 1. Box $2 \times 2 \times 2$ plus $2 \times 2 \times 1$   | _____ | 8. Box $4 \times 4 \times 1$ plus $4 \times 4 \times 2$    | _____ |
| 2. Box $3 \times 3 \times 3$ plus $3 \times 3 \times 1$   | _____ | 9. Box $2 \times 2 \times 5$ minus $2 \times 2 \times 2$   | _____ |
| 3. Box $4 \times 2 \times 2$ plus $4 \times 2 \times 1$   | _____ | 10. Box $5 \times 5 \times 2$ plus $5 \times 5 \times 1$   | _____ |
| 4. Box $5 \times 2 \times 2$ plus $5 \times 2 \times 3$   | _____ | 11. Box $8 \times 1 \times 1$ plus $8 \times 1 \times 1$   | _____ |
| 5. Box $6 \times 1 \times 1$ plus $6 \times 1 \times 2$   | _____ | 12. Box $6 \times 2 \times 2$ plus $6 \times 2 \times 1$   | _____ |
| 6. Box $10 \times 2 \times 1$ plus $10 \times 2 \times 2$ | _____ | 13. Box $3 \times 2 \times 4$ plus $3 \times 2 \times 1$   | _____ |
| 7. Box $3 \times 3 \times 2$ plus $3 \times 3 \times 2$   | _____ | 14. Box $10 \times 1 \times 2$ plus $10 \times 1 \times 3$ | _____ |

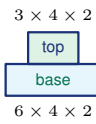
### Word Problems

15. A bench is a  $6 \times 2 \times 1$  seat on a  $6 \times 1 \times 2$  base. Find the total volume. \_\_\_\_\_
16. A  $4 \times 4 \times 3$  box has a  $2 \times 2 \times 3$  hole cut through it. Find the remaining volume. \_\_\_\_\_
17. Two boxes  $5 \times 3 \times 2$  and  $5 \times 3 \times 1$  are stacked. Find the total volume. \_\_\_\_\_
18. A  $3 \times 3 \times 3$  cube sits on a  $3 \times 3 \times 2$  box. Find the total volume. \_\_\_\_\_



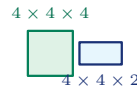
**◆ Illustrated Practice**

Use each picture. Break the solid into boxes, then add or subtract volumes.



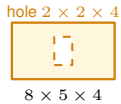
**19.** A platform is made from two stacked rectangular prisms. Find the total volume.

\_\_\_\_\_



**25.** A cube is attached to a short prism. Find the total volume.

\_\_\_\_\_



**20.** A box has a tunnel cut straight through it. Find the remaining volume.

\_\_\_\_\_



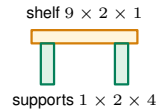
**26.** A square tunnel is cut through a large block. Find the remaining volume.

\_\_\_\_\_



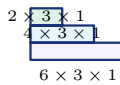
**21.** Two connected blocks form one solid. Find the total volume.

\_\_\_\_\_



**27.** A shelf has a top board and two side supports. Find the total volume.

\_\_\_\_\_



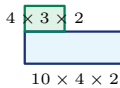
**22.** A display has three step layers. Find the total volume.

\_\_\_\_\_



**28.** A planter is hollow inside. Find the volume of the material.

\_\_\_\_\_



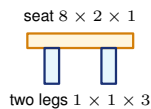
**23.** An L-shaped block is made from two rectangular prisms. Find its volume.

\_\_\_\_\_



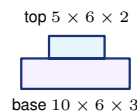
**29.** A storage unit has a base and a raised back section. Find the total volume.

\_\_\_\_\_



**24.** A bench has one seat and two legs. Find the total volume.

\_\_\_\_\_



**30.** A two-level display stand is built from two prisms. Find the total volume.

\_\_\_\_\_



## Answer Keys

- |        |         |         |
|--------|---------|---------|
| 1. 12  | 11. 16  | 21. 42  |
| 2. 36  | 12. 36  | 22. 36  |
| 3. 24  | 13. 30  | 23. 104 |
| 4. 50  | 14. 50  | 24. 22  |
| 5. 18  | 15. 24  | 25. 96  |
| 6. 60  | 16. 36  | 26. 160 |
| 7. 36  | 17. 45  | 27. 34  |
| 8. 48  | 18. 45  | 28. 88  |
| 9. 12  | 19. 72  | 29. 152 |
| 10. 75 | 20. 144 | 30. 240 |

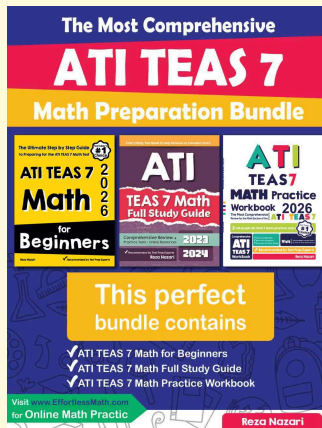
### Step-by-Step Explanations

1. Start by naming the process: Break the composite solid into simpler pieces, calculate each piece, and combine the results. The setup/work is  $8 + 4 = 12$ . So the final answer is 12.
2. A good way to think about this is: Break the composite solid into simpler pieces, calculate each piece, and combine the results. The setup/work is  $27 + 9 = 36$ . So the final answer is 36.
3. Step by step: Break the composite solid into simpler pieces, calculate each piece, and combine the results. The setup/work is  $16 + 8 = 24$ . So the final answer is 24.
4. Take it one move at a time: Break the composite solid into simpler pieces, calculate each piece, and combine the results. The setup/work is  $20 + 30 = 50$ . So the final answer is 50.
5. Start by naming the process: Break the composite solid into simpler pieces, calculate each piece, and combine the results. The setup/work is  $6 + 12 = 18$ . So the final answer is 18.
6. A good way to think about this is: Break the composite solid into simpler pieces, calculate each piece, and combine the results. The setup/work is  $20 + 40 = 60$ . So the final answer is 60.
7. Step by step: Break the composite solid into simpler pieces, calculate each piece, and combine the results. The setup/work is  $18 + 18 = 36$ . So the final answer is 36.
8. Take it one move at a time: Break the composite solid into simpler pieces, calculate each piece, and combine the results. The setup/work is  $16 + 32 = 48$ . So the final answer is 48.
9. Start by naming the process: Break the composite solid into simpler pieces, calculate each piece, and combine the results. The setup/work is  $20 - 8 = 12$ . So the final answer is 12.
10. A good way to think about this is: Break the composite solid into simpler pieces, calculate each piece, and combine the results. The setup/work is  $50 + 25 = 75$ . So the final answer is 75.
11. Step by step: Break the composite solid into simpler pieces, calculate each piece, and combine the results. The setup/work is  $8 + 8 = 16$ . So the final answer is 16.
12. Take it one move at a time: Break the composite solid into simpler pieces, calculate each piece, and combine the results. The setup/work is  $24 + 12 = 36$ . So the final answer is 36.
13. Start by naming the process: Break the composite solid into simpler pieces, calculate each piece, and combine the results. The setup/work is  $24 + 6 = 30$ . So the final answer is 30.
14. A good way to think about this is: Break the composite solid into simpler pieces, calculate each piece, and combine the results. The setup/work is  $20 + 30 = 50$ . So the final answer is 50.
15. Step by step: Break the composite solid into simpler pieces, calculate each piece, and combine the results. The setup/work is Seat  $6 \times 2 \times 1 = 12$ , base  $6 \times 1 \times 2 = 12$ ; total 24. So the final answer is 24.
16. Take it one move at a time: Break the composite solid into simpler pieces, calculate each piece, and combine the results. The setup/work is Whole  $4 \times 4 \times 3 = 48$  minus hole  $2 \times 2 \times 3 = 12$ ; 36. So the final answer is 36.
17. Start by naming the process: Break the composite solid into simpler pieces, calculate each piece, and combine the results. The setup/work is  $30 + 15 = 45$ . So the final answer is 45.
18. A good way to think about this is: Break the composite solid into simpler pieces, calculate each piece, and combine the results. The setup/work is  $27 + 18 = 45$ . So the final answer is 45.
19. The solid is two boxes stacked together. Find each volume first: the base is  $6 \cdot 4 \cdot 2 = 48$ , and the top is  $3 \cdot 4 \cdot 2 = 24$ . Add them:  $48 + 24 = 72$ .
20. Start with the full box, then subtract the tunnel. The full box is  $8 \cdot 5 \cdot 4 = 160$ , the tunnel is  $2 \cdot 2 \cdot 4 = 16$ , and  $160 - 16 = 144$ .
21. Treat the two connected blocks as separate prisms. Block A is  $5 \cdot 3 \cdot 2 = 30$ , block B is  $2 \cdot 3 \cdot 2 = 12$ , so the total is  $30 + 12 = 42$ .
22. For the steps, add the volume of each layer. The layers are  $6 \cdot 3 \cdot 1 = 18$ ,  $4 \cdot 3 \cdot 1 = 12$ , and  $2 \cdot 3 \cdot 1 = 6$ , giving  $18 + 12 + 6 = 36$ .
23. Split the L-shape into the long base and the upright block. Their volumes are  $10 \cdot 4 \cdot 2 = 80$  and  $4 \cdot 3 \cdot 2 = 24$ , so the total volume is 104.
24. The bench has one seat plus two legs. The seat is  $8 \cdot 2 \cdot 1 = 16$ , each leg is  $1 \cdot 1 \cdot 3 = 3$ , and  $16 + 3 + 3 = 22$ .
25. Add the cube and the short prism. The cube volume is  $4^3 = 64$ , the prism volume is  $4 \cdot 4 \cdot 2 = 32$ , and  $64 + 32 = 96$ .
26. Use subtraction because a tunnel is removed. The whole block is  $6 \cdot 6 \cdot 5 = 180$ , the tunnel is  $2 \cdot 2 \cdot 5 = 20$ , so the remaining volume is  $180 - 20 = 160$ .
27. The shelf is a top board plus two supports. The board is  $9 \cdot 2 \cdot 1 = 18$ , each support is  $1 \cdot 2 \cdot 4 = 8$ , and  $18 + 8 + 8 = 34$ .
28. For a hollow planter, subtract the empty inside from the outside. Outside volume is  $10 \cdot 4 \cdot 3 = 120$ , inside volume is  $8 \cdot 2 \cdot 2 = 32$ , and  $120 - 32 = 88$ .
29. Add the base and the raised back section. The base is  $8 \cdot 5 \cdot 3 = 120$ , the raised section is  $8 \cdot 2 \cdot 2 = 32$ , so the total is 152.
30. The stand has a large base and a smaller top block. The base volume is  $10 \cdot 6 \cdot 3 = 180$ , the top volume is  $5 \cdot 6 \cdot 2 = 60$ , and  $180 + 60 = 240$ .



# Keep Building ATI TEAS 7 Math Skills

Recommended Effortless Math resources



## The Most Comprehensive ATI TEAS 7 Math Preparation Bundle

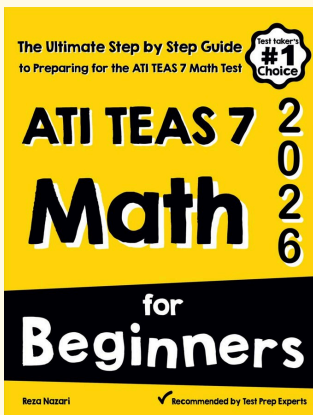
Use the complete ATI TEAS 7 Math resource for review, worked examples, extra practice, and test-style questions after each worksheet.



Scan Me

Download Instantly

## STUDENT FAVORITE - ATI TEAS 7 Math for Beginners



Step-by-step lessons, topic practice, and full review support for students who want a calm path through ATI TEAS 7 Math preparation.

A strong companion for self-study, tutoring, homework, and targeted review.

PDF Edition



Scan Me

Download Instantly

For more ATI TEAS 7 Math prep, visit [EffortlessMath.com/ATI-TEAS-7](https://EffortlessMath.com/ATI-TEAS-7)