

Cubes

Name: _____ Date: _____ Score: _____ / 18

Quick Review and Helpful Hints

A cube has all edges the same length s . Its *volume* is $V = s^3$ (edge cubed), and its *surface area* is $SA = 6s^2$ (six identical square faces). Use cubic units for volume and square units for surface area.

► **Example:** Find the volume of a cube with edge 4 cm.

Work: Volume is the edge cubed: $V = s^3 = 4^3 = 4 \times 4 \times 4$.

★ **Answer:** 64 cm^3

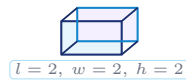


$V = s^3, SA = 6s^2.$

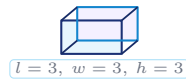
◆ **Practice Problems**

Use each cube diagram to find the volume or surface area, as directed.

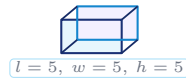
1. Find the volume.



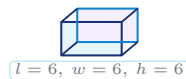
2. Find the volume.



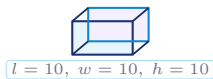
3. Find the volume.



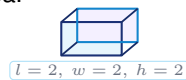
4. Find the volume.



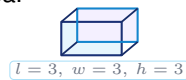
5. Find the volume.



6. Find the surface area.



7. Find the surface area.



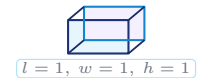
8. Find the surface area.



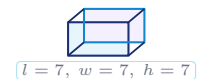
9. Find the surface area.



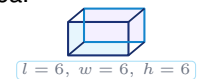
10. Find the volume.



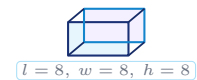
11. Find the volume.



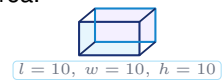
12. Find the surface area.



13. Find the volume.



14. Find the surface area.



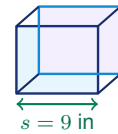


◆ Word Problems

15. A classroom storage bin is a cube with inside edges of 9 inches. How many cubic inches of supplies can it hold?

Formula to use: $V = s^3$

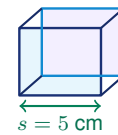
Work: _____



16. A gift shop wraps a cube-shaped box with 5-cm edges. Ignoring overlap, how many square centimeters of paper are needed?

Formula to use: $SA = 6s^2$

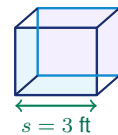
Work: _____



17. A small cube aquarium has inside edges of 3 feet. How many cubic feet of water fit when it is filled to the top?

Formula to use: $V = s^3$

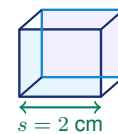
Work: _____



18. A game designer paints every face of a cube die with edge length 2 cm. How many square centimeters are painted?

Formula to use: $SA = 6s^2$

Work: _____



Answer Keys

- | | | |
|--------------------------------------|--------------------------------------|---|
| 1. <input type="text" value="8"/> | 7. <input type="text" value="54"/> | 13. <input type="text" value="512"/> |
| 2. <input type="text" value="27"/> | 8. <input type="text" value="150"/> | 14. <input type="text" value="600"/> |
| 3. <input type="text" value="125"/> | 9. <input type="text" value="96"/> | 15. <input type="text" value="729 in<sup>3</sup>"/> |
| 4. <input type="text" value="216"/> | 10. <input type="text" value="1"/> | 16. <input type="text" value="150 cm<sup>2</sup>"/> |
| 5. <input type="text" value="1000"/> | 11. <input type="text" value="343"/> | 17. <input type="text" value="27 ft<sup>3</sup>"/> |
| 6. <input type="text" value="24"/> | 12. <input type="text" value="216"/> | 18. <input type="text" value="24 cm<sup>2</sup>"/> |

Step-by-Step Explanations

1. Start by naming the process: Read what the problem is asking, choose the matching rule, write the setup, and then simplify one step at a time. The setup/work is The volume of a cube is the edge cubed: $2^3 = 8$. So the final answer is 8.

2. A good way to think about this is: Read what the problem is asking, choose the matching rule, write the setup, and then simplify one step at a time. The setup/work is $3^3 = 27$. So the final answer is 27.

3. Step by step: Read what the problem is asking, choose the matching rule, write the setup, and then simplify one step at a time. The setup/work is $5^3 = 125$. So the final answer is 125.

4. Take it one move at a time: Read what the problem is asking, choose the matching rule, write the setup, and then simplify one step at a time. The setup/work is $6^3 = 216$. So the final answer is 216.

5. Start by naming the process: Read what the problem is asking, choose the matching rule, write the setup, and then simplify one step at a time. The setup/work is $10^3 = 1000$. So the final answer is 1000.

6. A good way to think about this is: Read what the problem is asking, choose the matching rule, write the setup, and then simplify one step at a time. The setup/work is Surface area is 6 times one square face: $6(2^2) = 6(4) = 24$. So the final answer is 24.

7. Step by step: Read what the problem is asking, choose the matching rule, write the setup, and then simplify one step at a time. The setup/work is $6(3^2) = 6(9) = 54$. So the final answer is 54.

8. Take it one move at a time: Read what the problem is asking, choose the matching rule, write the setup, and then simplify one step at a time. The setup/work is $6(5^2) = 6(25) = 150$. So the final answer is 150.

9. Start by naming the process: Read what the problem is asking, choose the matching rule, write the setup, and then simplify one step at a time. The setup/work is $6(4^2) = 6(16) = 96$. So the final answer is 96.

10. A good way to think about this is: Read what the problem is asking, choose the matching rule, write the setup, and then simplify one step at a time. The setup/work is $1^3 = 1$ – a single unit cube. So the final answer is 1.

11. Step by step: Read what the problem is asking, choose the matching rule, write the setup, and then simplify one step at a time. The setup/work is $7^3 = 343$. So the final answer is 343.

12. Take it one move at a time: Read what the problem is asking, choose the matching rule, write the setup, and then simplify one step at a time. The setup/work is $6(6^2) = 6(36) = 216$. So the final answer is 216.

13. Start by naming the process: Read what the problem is asking, choose the matching rule, write the setup, and then simplify one step at a time. The setup/work is $8^3 = 512$. So the final answer is 512.

14. A good way to think about this is: Read what the problem is asking, choose the matching rule, write the setup, and then simplify one step at a time. The setup/work is $6(10^2) = 6(100) = 600$. So the final answer is 600.

15. Step by step: Read what the problem is asking, choose the matching rule, write the setup, and then simplify one step at a time. The setup/work is Volume = $9^3 = 729$ cubic inches. So the final answer is 729 in³.

16. Take it one move at a time: Read what the problem is asking, choose the matching rule, write the setup, and then simplify one step at a time. The setup/work is Wrapping paper covers the surface: $6(5^2) = 150$ square cm. So the final answer is 150 cm².


17. Start by naming the process: Read what the problem is asking, choose the matching rule, write the setup, and then simplify one step at a time. The setup/work is Volume = $3^3 = 27$ cubic feet. So the final answer is 27 ft³.

18. A good way to think about this is: Read what the problem is asking, choose the matching rule, write the setup, and then simplify one step at a time. The setup/work is Surface area = $6(2^2) = 24$ square cm. So the final answer is 24 cm².



Keep Building AFOQT Math Skills

Recommended Effortless Math resources



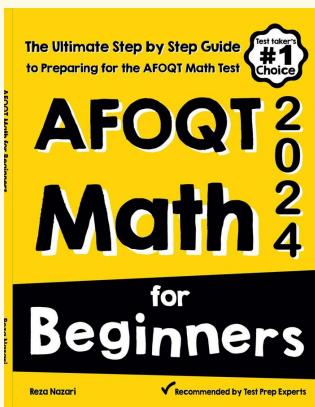
The Most Comprehensive AFOQT Math Preparation Bundle

Use the complete AFOQT Math resource for review, worked examples, extra practice, and test-style questions after each worksheet.



Scan Me
Download Instantly

STUDENT FAVORITE - AFOQT Math for Beginners



AFOQT Math for Beginners 2026

Step-by-step lessons, topic practice, and full review support for students who want a calm path through AFOQT Math preparation.

A strong companion for self-study, tutoring, homework, and targeted review.

PDF Edition



Scan Me
Download Instantly

For more AFOQT Math prep, visit EffortlessMath.com/AFOQT