

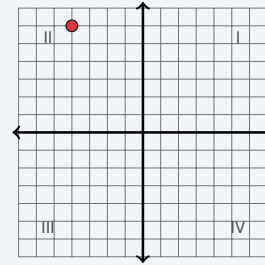
The Coordinate Plane

Name: _____ Date: _____ Score: _____ / 18

Quick Review and Helpful Hints

The coordinate plane has a horizontal x -axis and a vertical y -axis meeting at the *origin* $(0,0)$. A point (x,y) tells you how far right or left (x) and how far up or down (y). The four *quadrants* are numbered I–IV counterclockwise, starting at the top-right.

▶ **Example:** In which quadrant is the point $(-2, 3)$? **Work:** The x -coordinate -2 is negative (left of center) and the y -coordinate 3 is positive (above center): upper-left. ★ **Answer:** Quadrant II



$(-2, 3)$ is in Quadrant II.

◆ **Practice Problems**

Name the quadrant or axis, or answer as directed.

- | | |
|--|--|
| <p>1. Quadrant of $(4, 5)$ _____</p> <p>2. Quadrant of $(-2, 3)$ _____</p> <p>3. Quadrant of $(-4, -1)$ _____</p> <p>4. Quadrant of $(5, -2)$ _____</p> <p>5. Quadrant of $(-6, -6)$ _____</p> <p>6. Quadrant of $(3, -7)$ _____</p> <p>7. Which axis is $(0, 4)$ on? _____</p> | <p>8. Which axis is $(-5, 0)$ on? _____</p> <p>9. Quadrant of $(1, 8)$ _____</p> <p>10. Quadrant of $(-3, 5)$ _____</p> <p>11. $(2, -3)$ means right 2, then? _____</p> <p>12. x-coordinate of $(7, -2)$ _____</p> <p>13. y-coordinate of $(7, -2)$ _____</p> <p>14. Coordinates of the origin _____</p> |
|--|--|

◆ **Word Problems**

- | | |
|---|---|
| <p>15. A treasure is 3 units right and 4 units up from the origin. Give its coordinates. _____</p> <p>16. A point is in Quadrant III. What are the signs of its x- and y-coordinates? _____</p> | <p>17. Point A is at $(-2, 5)$. Reflect it across the y-axis. Give the new coordinates. _____</p> <p>18. Point B is at $(4, -1)$. Reflect it across the x-axis. Give the new coordinates. _____</p> |
|---|---|



Answer Keys

1. I

2. II

3. III

4. IV

5. III

6. IV

7. y -axis8. x -axis

9. I

10. II

11. down 3

12. 7

13. -2 14. $(0, 0)$ 15. $(3, 4)$

16. both negative

17. $(2, 5)$ 18. $(4, 1)$

Step-by-Step Explanations

1. Start by naming the process: Read what the problem is asking, choose the matching rule, write the setup, and then simplify one step at a time. The setup/work is Both coordinates are positive (right and up): Quadrant I. So the final answer is I.

2. A good way to think about this is: Read what the problem is asking, choose the matching rule, write the setup, and then simplify one step at a time. The setup/work is $x < 0, y > 0$ (left and up): Quadrant II. So the final answer is II.

3. Step by step: Read what the problem is asking, choose the matching rule, write the setup, and then simplify one step at a time. The setup/work is Both are negative (left and down): Quadrant III. So the final answer is III.

4. Take it one move at a time: Read what the problem is asking, choose the matching rule, write the setup, and then simplify one step at a time. The setup/work is $x > 0, y < 0$ (right and down): Quadrant IV. So the final answer is IV.

5. Start by naming the process: Read what the problem is asking, choose the matching rule, write the setup, and then simplify one step at a time. The setup/work is Both negative: Quadrant III. So the final answer is III.

6. A good way to think about this is: Read what the problem is asking, choose the matching rule, write the setup, and then simplify one step at a time. The setup/work is $x > 0, y < 0$: Quadrant IV. So the final answer is IV.

7. Step by step: Read what the problem is asking, choose the matching rule, write the setup, and then simplify one step at a time. The setup/work is With $x = 0$, the point sits on the y -axis. So the final answer is y -axis.

8. Take it one move at a time: Read what the problem is asking, choose the matching rule, write the setup, and then simplify one step at a time. The setup/work is With $y = 0$, the point sits on the x -axis. So the final answer is x -axis.

9. Start by naming the process: Read what the problem is asking, choose the matching rule, write the setup, and then simplify one step at a time. The setup/work is Both positive: Quadrant I. So the final answer is I.

10. A good way to think about this is: Read what the problem is asking, choose the matching rule, write the setup, and then simplify one step at a time. The setup/work is $x < 0, y > 0$: Quadrant II. So the final answer is II.

11. Step by step: Read what the problem is asking, choose the matching rule, write the setup, and then simplify one step at a time. The setup/work is The y -coordinate -3 means go down 3. So the final answer is down 3.

12. Take it one move at a time: Read what the problem is asking, choose the matching rule, write the setup, and then simplify one step at a time. The setup/work is The first number is the x -coordinate: 7. So the final answer is 7.

13. Start by naming the process: Read what the problem is asking, choose the matching rule, write the setup, and then simplify one step at a time. The setup/work is The second number is the y -coordinate: -2 . So the final answer is -2 .

14. A good way to think about this is: Read what the problem is asking, choose the matching rule, write the setup, and then simplify one step at a time. The setup/work is The origin is where the axes cross: $(0, 0)$. So the final answer is $(0, 0)$.

15. Step by step: Read what the problem is asking, choose the matching rule, write the setup, and then simplify one step at a time. The setup/work is Right 3 is $x = 3$, up 4 is $y = 4$: $(3, 4)$. So the final answer is $(3, 4)$.

16. Take it one move at a time: Read what the problem is asking, choose the matching rule, write the setup, and then simplify one step at a time. The setup/work is In Quadrant III both coordinates are negative. So the final answer is both negative.

17. Start by naming the process: Read what the problem is asking, choose the matching rule, write the setup, and then simplify one step at a time. The setup/work is Reflecting across the y -axis flips the sign of x : $(2, 5)$. So the final answer is $(2, 5)$.

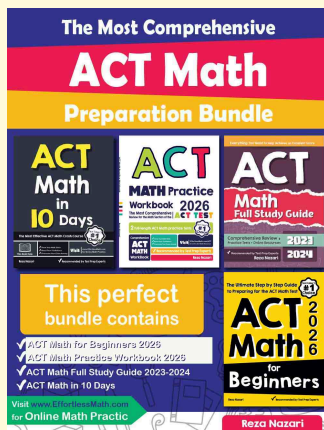
18. A good way to think about this is: Read what the problem is asking, choose the matching rule, write the setup, and then simplify one step at a time. The setup/work is Reflecting across the x -axis flips the sign of y : $(4, 1)$. So the final answer is $(4, 1)$.



Keep Building ACT Math Skills

Recommended Effortless Math resources

ACT Math Test Prep

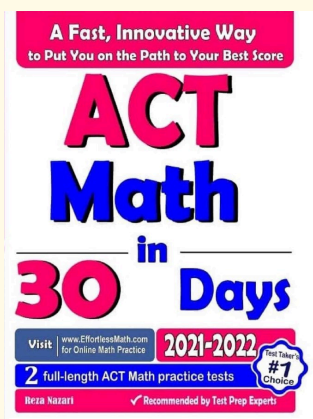


Use the complete ACT Math resource for review, worked examples, extra practice, and test-style questions after each worksheet.



Scan Me
Download Instantly

STUDENT FAVORITE - ACT Math in 30 Days



ACT Math in 30 Days

Step-by-step lessons, topic practice, and full review support for students who want a calm path through ACT Math preparation.

A strong companion for self-study, tutoring, homework, and targeted review.

PDF Edition



Scan Me
Download Instantly

For more ACT Math prep, visit [EffortlessMath.com/ACT](https://www.EffortlessMath.com/ACT)