

Counting Principles

Name: _____

Date: _____

Score: _____ / 24

Q Quick Review

The **Fundamental Counting Principle** says to multiply the number of choices at each stage. If you have 3 shirts and 4 pants, there are $3 \cdot 4 = 12$ outfits. Use permutations when order matters, combinations when order does not matter. A good habit is to ask: Am I arranging items, or am I simply choosing a group?

PRACTICE

Count the number of outcomes in each real situation.

- A school store sells spirit shirts in 3 colors and 4 sizes. How many shirt options are available? _____
- A cafeteria lunch combo includes 1 drink, 1 meal, and 1 dessert. There are 2 drinks, 5 meals, and 3 desserts. How many combos are possible? _____
- A license plate uses 2 letters followed by 3 digits, and repeats are allowed. How many plates can be made? _____
- A school tablet code has 4 digits, and digits may repeat. How many different codes are possible? _____
- A locker PIN has 4 digits and no digit may repeat. How many PINs are possible? _____
- A librarian arranges 5 different display books in a row. How many orders are possible? _____
- A student council chooses a president and a vice president from 8 students. How many leadership pairs are possible? _____
- A teacher chooses 2 students from 8 to help collect papers. The jobs are the same. How many groups are possible? _____
- An art show has 7 posters, but only 3 ordered wall spaces. How many displays are possible? _____
- A teacher chooses 3 of 7 posters for a bulletin board, and order does not matter. How many sets are possible? _____
- A pizza shop offers 6 toppings. A customer chooses 2 toppings, and order does not matter. How many topping pairs are possible? _____
- A smoothie shop lists a first add-in and a second add-in from 6 choices with no repeats. How many ordered pairs are possible? _____
- A true/false quiz has 8 questions. How many answer patterns are possible? _____
- A multiple-choice quiz has 5 questions with 4 answer choices each. How many answer patterns are possible? _____
- A game turn asks a player to roll a die and flip a coin. How many combined outcomes are possible? _____
- A classroom prize code uses one letter from A–D and one number from 1–9. How many codes are possible? _____
- A club arranges the letters A, B, C, and D on a banner. How many different arrangements are possible? _____
- A coach chooses 4 players from a roster of 10 for a skills contest. Order does not matter. How many teams are possible? _____
- A teacher assigns two different classroom jobs to students. There are 9 choices for the first job and then 8 choices for the second. How many assignments are possible? _____
- A club chooses 2 representatives from 9 members, and both representatives have the same role. How many pairs are possible? _____



Scan Me

◆ Word Problems

21. A sandwich shop lets each customer choose one bread, one filling, and one sauce. The menu has 4 breads, 5 fillings, and 3 sauces. How many different sandwiches are possible?

22. A soccer coach needs to choose a captain and a co-captain from 12 players. Since the two roles are different, how many leadership pairs are possible?

23. A club chooses 3 students from 12 to attend a meeting. The students will all have the same role at the meeting. How many groups are possible?

24. A locker code uses three different digits. The first digit cannot be 0, but the second and third digits can be any unused digit. How many codes are possible?



Answer Keys

- | | |
|---|---------------------------------------|
| 1. <input type="text" value="12"/> | 13. <input type="text" value="256"/> |
| 2. <input type="text" value="30"/> | 14. <input type="text" value="1024"/> |
| 3. <input type="text" value="26<sup>2</sup> · 10<sup>3</sup>"/> | 15. <input type="text" value="12"/> |
| 4. <input type="text" value="10,000"/> | 16. <input type="text" value="36"/> |
| 5. <input type="text" value="5040"/> | 17. <input type="text" value="24"/> |
| 6. <input type="text" value="120"/> | 18. <input type="text" value="210"/> |
| 7. <input type="text" value="56"/> | 19. <input type="text" value="72"/> |
| 8. <input type="text" value="28"/> | 20. <input type="text" value="36"/> |
| 9. <input type="text" value="210"/> | 21. <input type="text" value="60"/> |
| 10. <input type="text" value="35"/> | 22. <input type="text" value="132"/> |
| 11. <input type="text" value="15"/> | 23. <input type="text" value="220"/> |
| 12. <input type="text" value="30"/> | 24. <input type="text" value="648"/> |


Step-by-Step Tutor Notes

1. Move carefully through the arithmetic; one clean operation usually unlocks the next one. There are 3 color choices and 4 size choices, so multiply: $3 \cdot 4 = 12$ options. After simplifying, the answer is 12.
2. Start with the definition the problem is testing, then apply it directly. Choose one item from each category. The total is $2 \cdot 5 \cdot 3 = 30$ lunch combos. So the answer is 30.
3. Each letter spot has 26 choices and each digit spot has 10 choices, so the count is $26^2 \cdot 10^3$.
4. Take it one clear step at a time and keep the original question in mind. Each of the 4 positions has 10 choices, so $10^4 = 10,000$ codes. So the answer is 10,000.
5. Focus on the main idea of the problem, then simplify carefully. The choices shrink as digits are used: $10 \cdot 9 \cdot 8 \cdot 7 = 5040$. So the answer is 5040.
6. Focus on the main idea of the problem, then simplify carefully. All 5 books are being arranged, so use $5! = 120$. So the answer is 120.
7. The roles are different, so order matters: 8 choices for president and 7 left for vice president.
8. Start with the definition the problem is testing, then apply it directly. Order does not matter for a group, so use $\binom{8}{2} = 28$. So the answer is 28.
9. Focus on the main idea of the problem, then simplify carefully. Order matters because the wall spaces are different: $7P3 = 7 \cdot 6 \cdot 5 = 210$. So the answer is 210.
10. Start with the definition the problem is testing, then apply it directly. This is a combination, so $\binom{7}{3} = 35$. So the answer is 35.
11. Focus on the main idea of the problem, then simplify carefully. Choosing a pair is a combination: $\binom{6}{2} = 15$. So the answer is 15.
12. Move carefully through the arithmetic; one clean operation usually unlocks the next one. Because first and second are different positions, multiply $6 \cdot 5 = 30$. After simplifying, the answer is 30.
13. Take it one clear step at a time and keep the original question in mind. Each question has 2 choices, so $2^8 = 256$ answer patterns. So the answer is 256.
14. Start with the definition the problem is testing, then apply it directly. Each question has 4 choices, so $4^5 = 1024$. So the answer is 1024.
15. This is a good place to slow down, check the notation, and simplify cleanly. The die has 6 outcomes and the coin has 2, so $6 \cdot 2 = 12$. So the answer is 12.
16. Take it one clear step at a time and keep the original question in mind. There are 4 letter choices and 9 number choices, so $4 \cdot 9 = 36$. So the answer is 36.
17. Start with the definition the problem is testing, then apply it directly. All 4 letters are arranged, so $4! = 24$. So the answer is 24.
18. Take it one clear step at a time and keep the original question in mind. This is a combination: $\binom{10}{4} = 210$. So the answer is 210.
19. Work one inverse operation at a time and keep both sides balanced. The jobs are different, so order matters. Multiply the staged choices: $9 \cdot 8 = 72$. After simplifying, the answer is 72.
20. Focus on the main idea of the problem, then simplify carefully. Order does not matter, so use $\binom{9}{2} = 36$. So the answer is 36.
21. This is a straight counting-principle situation: one choice from each category. Multiply $4 \cdot 5 \cdot 3 = 60$ different sandwiches.
22. Order matters because captain and co-captain are not the same role. There are 12 choices for captain and 11 left for co-captain, so $12 \cdot 11 = 132$.
23. Because this is just a group, order does not matter. Use a combination: $\binom{12}{3} = 220$ groups.
24. The first digit has 9 choices (1 through 9). After that, 9 digits remain for the second spot and 8 for the third, giving $9 \cdot 9 \cdot 8 = 648$ codes.



Scan Me

Want a Full Algebra 1 Textbook? Try Our Virginia SOL Made Simple Book!



Virginia SOL Algebra I Made Ridiculously Simple

The friendly, step-by-step Algebra 1 textbook
Plain-English explanations, guided practice, and
review support.



Full Lessons Inside

Concepts
Practice
Mastery

Important: All our test books contain **unique, completely different tests** from each other! Each book offers fresh practice questions—no repeats!

5 Practice Tests

- ✓ 5 complete practice tests with detailed explanations
- ✓ Perfect foundation for SOL test preparation
- ✓ Builds confidence and test-taking skills
- ✓ High-quality questions aligned with state standards

Start your practice journey!

6 Practice Tests

- ✓ 6 complete practice tests with detailed explanations
- ✓ **Unique tests**—different from the 5 tests book
- ✓ Perfect for more practice after mastering 5 tests
- ✓ Builds even more confidence and test-taking skills
- ✓ Same high-quality questions aligned with standards

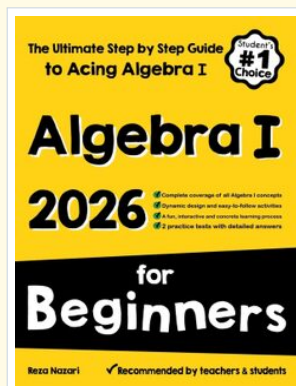
Take your practice to the next level!

7 Practice Tests

- ✓ 7 complete practice tests for maximum preparation
- ✓ **Unique tests**—different from 5 and 6 tests books
- ✓ The most comprehensive practice for Algebra 1
- ✓ Ideal for students aiming for top scores
- ✓ Extensive practice builds mastery and confidence

Go all the way with comprehensive practice!

☐ STUDENT FAVORITE • Master Algebra I From the Ground Up ☐



Algebra I for Beginners

Written by a top math teacher & aligned with national and state Algebra I courses. From linear equations to graphing quadratics — explained the easy way.

- ✓ **Complete coverage** of every Algebra I concept — perfect companion to these worksheets
- ✓ **Step-by-step explanations** with worked examples on every topic
- ✓ **QR codes in every chapter** for free video lessons & bonus practice
- ✓ **2 full-length practice tests** with detailed answer keys

- ✓ 100% Guaranteed
- ✓ Lifetime Support
- ✓ Trusted by Teachers

Start Your Algebra
Journey Today! →

★ STUDENT'S #1 CHOICE ★


Teacher-recommended • 12,000+ Happy Students

↓ PDF EDITION



Instant download • any device

☐ PAPERBACK



Paperback on Amazon

Hold it in your hands

Pair these free worksheets with *Algebra I for Beginners* and you have a complete self-paced course — concept lessons, daily practice, and full exam-style reviews, all in one path. →

EffortlessMath.com/product/algebra-i-for-beginners