

Area of Triangles

Name: _____

Date: _____

Score: _____ / 30

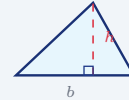
Quick Review and Helpful Hints

The area of a triangle is $A = \frac{1}{2}bh$, where b is the base and h is the height *perpendicular* to that base. Multiply the base by the height, then take half. Give the answer in square units.

▷ **Example:** Find the area of a triangle with base 6 and height 4.

Work: $A = \frac{1}{2}bh = \frac{1}{2}(6)(4) = \frac{1}{2}(24)$.

★ **Answer:** 12



$$A = \frac{1}{2}bh.$$

◆ Practice Problems

Find each area.

1. $b = 4, h = 3$ _____

8. $b = 20, h = 10$ _____

2. $b = 10, h = 6$ _____

9. $b = 3, h = 4$ _____

3. $b = 8, h = 5$ _____

10. $b = 14, h = 5$ _____

4. $b = 12, h = 4$ _____

11. $b = 6, h = 9$ _____

5. $b = 5, h = 2$ _____

12. $b = 2, h = 2$ _____

6. $b = 9, h = 6$ _____

13. $b = 16, h = 4$ _____

7. $b = 7, h = 8$ _____

14. $b = 11, h = 2$ _____

◆ Word Problems

15. A triangular sail has base 6 m and height 8 m. Find its area.

16. A triangle has base 10 in and height 3 in. Find its area.


17. A triangular garden has base 12 ft and height 5 ft. Find its area.

18. A school club cuts a triangular banner with base 9 cm and height 4 cm, then checks the area before printing. What area will be printed?




◆ **Illustrated Practice**

Use each picture. Identify the base and perpendicular height, then find the area or missing measure.




19. Find the area of the right triangle. _____

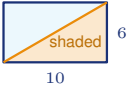
$A = 54 \text{ m}^2$




25. Find the missing base. _____



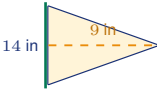
20. The dashed segment is the height. Find the area. _____




26. The shaded triangle is half the rectangle. Find its area. _____



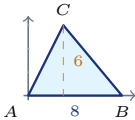
21. Find the area of the triangle on the grid. _____



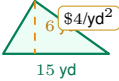
27. A pennant is triangular. Find its fabric area. _____



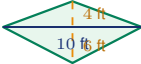
22. A roof face is triangular. Find its area. _____



28. Find the area of triangle ABC . _____

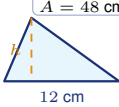


23. Mulch costs \$4 per square yard. Find the cost. _____



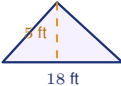
29. A kite has two triangular panels. Find the total area. _____

$A = 48 \text{ cm}^2$



24. Find the missing height. _____

$1 \text{ qt}/30 \text{ ft}^2$



30. Paint is sold by the quart. How many whole quarts are needed? _____



Answer Keys

- | | | |
|-------------------------------------|--|---|
| 1. <input type="text" value="6"/> | 11. <input type="text" value="27"/> | 21. <input type="text" value="12 units<sup>2</sup>"/> |
| 2. <input type="text" value="30"/> | 12. <input type="text" value="2"/> | 22. <input type="text" value="108 ft<sup>2</sup>"/> |
| 3. <input type="text" value="20"/> | 13. <input type="text" value="32"/> | 23. <input type="text" value="\$180"/> |
| 4. <input type="text" value="24"/> | 14. <input type="text" value="11"/> | 24. <input type="text" value="8 cm"/> |
| 5. <input type="text" value="5"/> | 15. <input type="text" value="24 m<sup>2</sup>"/> | 25. <input type="text" value="12 m"/> |
| 6. <input type="text" value="27"/> | 16. <input type="text" value="15 in<sup>2</sup>"/> | 26. <input type="text" value="30"/> |
| 7. <input type="text" value="28"/> | 17. <input type="text" value="30 ft<sup>2</sup>"/> | 27. <input type="text" value="63 in<sup>2</sup>"/> |
| 8. <input type="text" value="100"/> | 18. <input type="text" value="18 cm<sup>2</sup>"/> | 28. <input type="text" value="24 units<sup>2</sup>"/> |
| 9. <input type="text" value="6"/> | 19. <input type="text" value="20 in<sup>2</sup>"/> | 29. <input type="text" value="50 ft<sup>2</sup>"/> |
| 10. <input type="text" value="35"/> | 20. <input type="text" value="42 ft<sup>2</sup>"/> | 30. <input type="text" value="2 quarts"/> |

Step-by-Step Explanations

1. For triangle area, always multiply the base by the perpendicular height, then take half: $A = \frac{1}{2}(4)(3) = \frac{1}{2}(12) = 6$. The area is 6 square units.
2. Use $A = \frac{1}{2}bh$. Here the base is 10 and the height is 6, so $A = \frac{1}{2}(10)(6) = 30$.
3. The height is the straight-up-and-down distance to the base, so plug in $b = 8$ and $h = 5$: $A = \frac{1}{2}(8)(5) = 20$.
4. Multiply first, then divide by 2: $12 \cdot 4 = 48$, and half of 48 is 24. So the area is 24.
5. Use the same formula with $b = 5$ and $h = 2$: $A = \frac{1}{2}(5)(2) = 5$.
6. The base-height product is $9 \cdot 6 = 54$. A triangle is half of that rectangle, so $A = 27$.
7. Start with $A = \frac{1}{2}bh$: $A = \frac{1}{2}(7)(8) = \frac{1}{2}(56) = 28$.
8. The rectangle with the same base and height would have area $20 \cdot 10 = 200$. The triangle is half, so its area is 100.
9. Use $b = 3$ and $h = 4$: $A = \frac{1}{2}(3)(4) = 6$.
10. Multiply 14 by 5 to get 70, then take half. The triangle's area is 35.
11. With base 6 and height 9, $A = \frac{1}{2}(6)(9) = \frac{1}{2}(54) = 27$.
12. Even a small triangle uses the same rule: $A = \frac{1}{2}(2)(2) = 2$.
13. The base-height product is $16 \cdot 4 = 64$. Half of 64 is 32, so the area is 32.
14. Use $A = \frac{1}{2}(11)(2)$. Since half of 22 is 11, the area is 11.
15. For the sail, the base is 6 m and the height is 8 m. So $A = \frac{1}{2}(6)(8) = 24$, and the area is 24 m^2 .
16. Substitute the base and height: $A = \frac{1}{2}(10)(3) = 15$. Because the measurements are inches, the answer is 15 in^2 .
17. The garden has base 12 ft and height 5 ft, so $A = \frac{1}{2}(12)(5) = 30$. The area is 30 ft^2 .
18. For the banner, use $b = 9 \text{ cm}$ and $h = 4 \text{ cm}$: $A = \frac{1}{2}(9)(4) = 18$. The printed area will be 18 cm^2 .
19. The right-angle mark shows the base and height are perpendicular. Use $A = \frac{1}{2}(8)(5) = 20$, so the area is 20 in^2 .
20. The triangle is slanted, but the dashed segment gives the true height. So $A = \frac{1}{2}(12)(7) = 42 \text{ ft}^2$.
21. The grid shows a base of 6 units and a height of 4 units. Half of $6 \cdot 4 = 24$ is 12, so the area is 12 units^2 .
22. Only the triangular roof face is needed. Use base 24 ft and height 9 ft: $A = \frac{1}{2}(24)(9) = 108 \text{ ft}^2$.
23. First find the garden area: $A = \frac{1}{2}(15)(6) = 45 \text{ yd}^2$. At \$4 per square yard, the cost is $45 \cdot 4 = \$180$.
24. This time the area is given, so work backward: $48 = \frac{1}{2}(12)h = 6h$. Divide by 6 to get $h = 8 \text{ cm}$.
25. Use the area formula and solve for the base: $54 = \frac{1}{2}(b)(9) = 4.5b$. Dividing 54 by 4.5 gives $b = 12 \text{ m}$.
26. The diagonal cuts the 10 by 6 rectangle into two equal triangles. The rectangle area is 60, so the shaded triangle is 30.
27. For the pennant, use the vertical side as the base and the dashed horizontal distance as the height: $A = \frac{1}{2}(14)(9) = 63 \text{ in}^2$.
28. On the coordinate picture, the base is 8 units and the height is 6 units. The area is $A = \frac{1}{2}(8)(6) = 24 \text{ units}^2$.
29. The kite is made from two triangles that share the 10-ft base. Their heights are 4 ft and 6 ft, so the total area is $\frac{1}{2}(10)(4) + \frac{1}{2}(10)(6) = 20 + 30 = 50 \text{ ft}^2$.
30. The mural area is $\frac{1}{2}(18)(5) = 45 \text{ ft}^2$. One quart covers 30 ft^2 , so $45 \div 30 = 1.5$ quarts; since paint is sold by whole quarts, buy 2 quarts.



Want Even More Pre-Algebra Practice?



The Ultimate Algebra Bundle: From Pre-Algebra to Algebra II

Prep books and workbooks for the full algebra path
Complete review, detailed explanations, and realistic practice

Pre-Algebra
Algebra I
Algebra II



Scan Me

Important: These Pre-Algebra resources are made for extra practice after the worksheet. Scan the QR code above for the complete algebra preparation bundle.

Skill Review

- ✓ Builds number sense, fractions, ratios, and early algebra skills
- ✓ Supports steady review before quizzes and tests
- ✓ Great for tutoring, homework, and independent practice

Build the foundation.

Skill Practice

- ✓ Worked examples that model each method
- ✓ Detailed answer explanations for every problem
- ✓ Useful after students finish topic worksheets


Practice with purpose.

Confidence

- ✓ Turns mistakes into targeted review
- ✓ Helps students see progress over time
- ✓ Keeps preparation organized and calm

Move forward prepared.

STUDENT FAVORITE • Master Pre-Algebra From the Ground Up



* STUDENT'S #1 CHOICE

Teacher-recommended • trusted
pre-algebra prep

Pre-Algebra for Beginners

The Ultimate Step-by-Step Guide to Preparing for the Pre-Algebra Test

Written by a top math teacher and aligned with pre-algebra courses. From fractions and integers to ratios, percents, and first equations — explained the easy way.

- ✓ **Complete coverage** of every pre-algebra topic — perfect companion to these worksheets
- ✓ **Step-by-step explanations** with worked examples on every topic
- ✓ **QR codes in every chapter** for free video lessons & bonus practice
- ✓ **2 full-length practice tests** with detailed answer keys
- ✓ Perfect for self-study or the classroom

→ **DOWNLOAD INSTANTLY**



Instant PDF download

on any device

Pair these free worksheets with *Pre-Algebra for Beginners* and you have a complete self-paced pre-algebra path — concept lessons, daily practice, and full exam-style reviews. → [EffortlessMath.com](https://www.EffortlessMath.com)