

Two-Way Frequency Tables

Name: _____

Date: _____

Score: _____ / 26

Quick Review

A **two-way table** (contingency table) organizes data by two categorical variables. Rows represent one variable's categories; columns represent the other's. The cell at row i , column j shows how many observations fall in both categories. **Marginal totals** (row and column sums) appear in the margins. **Joint frequency**: count in one cell. **Marginal frequency**: a row or column total. **Conditional frequency**: count restricted to one category, expressed as a proportion of that category's total. Two-way tables make it easy to compare rates across groups and check for association between categorical variables.

PRACTICE

Use two-way tables to find counts and proportions.

1. Use the table. What is the Grade 9 row total?

	Bus	Car	Walk	Total
Grade 9	18	12	10	?
Grade 10	14	20	6	40
Total	32	32	16	80

2. Use the table. What is the grand total?

	Bus	Car	Walk	Total
Grade 9	18	12	10	40
Grade 10	14	20	6	40
Total	32	32	16	?

3. Use the table. Find $P(\text{Bus} \mid \text{Grade 9})$.

	Bus	Car	Walk	Total
Grade 9	18	12	10	40
Grade 10	14	20	6	40
Total	32	32	16	80

4. Use the table. What is the joint frequency for Grade 10 and Car?

	Bus	Car	Walk	Total
Grade 9	18	12	10	40
Grade 10	14	20	6	40
Total	32	32	16	80

5. Use the table. What is the marginal frequency for Walk?

	Bus	Car	Walk	Total
Grade 9	18	12	10	40
Grade 10	14	20	6	40
Total	32	32	16	80

6. Use the table. Are grade level and car transportation associated?

	Bus	Car	Walk	Total
Grade 9	18	12	10	40
Grade 10	14	20	6	40
Total	32	32	16	80

7. Use the table. Find $P(\text{Bus} \mid \text{Grade 10})$.

	Bus	Car	Walk	Total
Grade 9	18	12	10	40
Grade 10	14	20	6	40
Total	32	32	16	80

8. A two-way table like this organizes which kind of variables?

	Prefers Cats	Prefers Dogs	Total
Grade 9	16	24	40
Grade 10	20	20	40
Total	36	44	80

9. Use the table. Check whether the four inside cells add to the grand total.

	Prefers Cats	Prefers Dogs	Total
Grade 9	16	24	40
Grade 10	20	20	40
Total	36	44	80

10. Use the table. Do the row totals add to the grand total?

	Prefers Cats	Prefers Dogs	Total
Grade 9	16	24	40
Grade 10	20	20	40
Total	36	44	80

11. Use the table. Do the column totals add to the grand total?

	Prefers Cats	Prefers Dogs	Total
Grade 9	16	24	40
Grade 10	20	20	40
Total	36	44	80

12. Use the table. Find $P(\text{Grade 9 and Dogs})$.



Scan Me

	Prefers Cats	Prefers Dogs	Total
Grade 9	16	24	40
Grade 10	20	20	40
Total	36	44	80

13. Use the table. Find the marginal probability $P(\text{Prefers Cats})$.

	Prefers Cats	Prefers Dogs	Total
Grade 9	16	24	40
Grade 10	20	20	40
Total	36	44	80

14. Use the table. How many students prefer cats or dogs?

	Prefers Cats	Prefers Dogs	Total
Grade 9	16	24	40
Grade 10	20	20	40
Total	36	44	80

15. Use the table. How many females like sports?

	Sports	No Sports	Total
Male	25	15	40
Female	10	10	20
Total	35	25	60

16. Use the table. What is the total number of females?

	Sports	No Sports	Total
Male	25	15	40
Female	10	10	20
Total	35	25	60

17. Use the table. Find $P(\text{Sports} | \text{Female})$.

	Sports	No Sports	Total
Male	25	15	40
Female	10	10	20
Total	35	25	60

18. Use the table. Find $P(\text{Male})$.

	Sports	No Sports	Total
Male	25	15	40
Female	10	10	20
Total	35	25	60

19. A two-way table has 2 row categories and 3 column categories. How many inside cells does it have? _____

20. Two rows in a table have very different conditional percentages. What does that suggest? _____

◆ VISUAL PRACTICE

Use the graph, table, chart, or diagram to answer the question.

21. Use the two-way table to find $P(\text{Sports} | \text{Girl})$.

	Sports	Music	Total
Girl	5	7	12
Boy	8	4	12
Total	13	11	24

Answer: _____

22. Use the table to find $P(\text{Bus} | \text{Junior})$.

	Bus	Car	Total
Junior	6	4	10
Senior	5	9	14
Total	11	13	24

Answer: _____

◆ Word Problems

23. 50 students surveyed: 30 like pizza, 25 like burgers, 20 like both. How many like neither? _____

24. A two-way table shows: men/yes = 30, men/no = 20, women/yes = 25, women/no = 25. Find $P(\text{yes} | \text{man})$. _____

25. In the same survey table (men/yes = 30, men/no = 20, women/yes = 25, women/no = 25), are gender and yes/no response associated? _____

26. 100 customers, 60 ordered coffee, 40 ordered tea, 15 ordered both. How many ordered only coffee? _____



Answer Keys

- | | |
|--|---|
| <p>1. <input type="text" value="40"/></p> <p>2. <input type="text" value="80"/></p> <p>3. <input type="text" value="9/20"/></p> <p>4. <input type="text" value="20"/></p> <p>5. <input type="text" value="16"/></p> <p>6. <input type="text" value="yes"/></p> <p>7. <input type="text" value="7/20"/></p> <p>8. <input type="text" value="categorical variables"/></p> <p>9. <input type="text" value="yes"/></p> <p>10. <input type="text" value="yes"/></p> <p>11. <input type="text" value="yes"/></p> <p>12. <input type="text" value="3/10"/></p> <p>13. <input type="text" value="9/20"/></p> | <p>14. <input type="text" value="80"/></p> <p>15. <input type="text" value="10"/></p> <p>16. <input type="text" value="20"/></p> <p>17. <input type="text" value="1/2"/></p> <p>18. <input type="text" value="2/3"/></p> <p>19. <input type="text" value="6 cells"/></p> <p>20. <input type="text" value="the variables are associated"/></p> <p>21. <input type="text" value="5/12"/></p> <p>22. <input type="text" value="3/5"/></p> <p>23. <input type="text" value="15"/></p> <p>24. <input type="text" value="3/5"/></p> <p>25. <input type="text" value="yes (mildly)"/></p> <p>26. <input type="text" value="45"/></p> |
|--|---|


Step-by-Step Tutor Notes

1. Read the table by matching the correct row and column first, then use the count or total that fits the question. Add the Grade 9 row: $18 + 12 + 10 = 40$. This gives 40.
2. For a table question, slow down and locate the exact row, column, or cell before calculating. Add the row totals: $40 + 40 = 80$ students. This gives 80.
3. Focus on the main idea of the problem, then simplify carefully. Condition on Grade 9, so use the Grade 9 total: $\frac{18}{40} = \frac{9}{20}$. So the answer is $\frac{9}{20}$.
4. For a table question, slow down and locate the exact row, column, or cell before calculating. The joint frequency is the cell where Grade 10 and Car meet, which is 20. This gives 20.
5. For a table question, slow down and locate the exact row, column, or cell before calculating. A marginal frequency is a total in the margin. The Walk column total is 16. This gives 16.
6. Compare car rates: Grade 9 has $\frac{12}{40} = 30\%$, while Grade 10 has $\frac{20}{40} = 50\%$. The rates differ, so there is association.
7. Read the table by matching the correct row and column first, then use the count or total that fits the question. Use only the Grade 10 row: $\frac{14}{40} = \frac{7}{20}$. This gives $\frac{7}{20}$.
8. Use the labels on the display first; they tell you which count or total belongs in the answer. The rows and columns are categories, such as grade level and pet preference. This gives categorical variables.
9. Use the labels on the display first; they tell you which count or total belongs in the answer. The inside cells add to $16 + 24 + 20 + 20 = 80$, matching the grand total. This gives yes.
10. For a table question, slow down and locate the exact row, column, or cell before calculating. The row totals are 40 and 40, and $40 + 40 = 80$. This gives yes.
11. Use the labels on the display first; they tell you which count or total belongs in the answer. The column totals are 36 and 44, and $36 + 44 = 80$. This gives yes.
12. For a table question, slow down and locate the exact row, column, or cell before calculating. Use the joint cell over the grand total: $\frac{24}{80} = \frac{3}{10}$. This gives $\frac{3}{10}$.
13. Use the labels on the display first; they tell you which count or total belongs in the answer. Use the Cats column total over the grand total: $\frac{36}{80} = \frac{9}{20}$. This gives $\frac{9}{20}$.
14. The table has only two preference categories shown, so Cats plus Dogs is $36 + 44 = 80$.
15. Read the table by matching the correct row and column first, then use the count or total that fits the question. Read the cell at Female and Sports: 10. This gives 10.
16. For a table question, slow down and locate the exact row, column, or cell before calculating. The Female row total is 20. This gives 20.
17. Use the labels on the display first; they tell you which count or total belongs in the answer. Condition on females, so use the Female row: $\frac{10}{20} = \frac{1}{2}$. This gives $\frac{1}{2}$.
18. Read the table by matching the correct row and column first, then use the count or total that fits the question. Use the Male row total over the grand total: $\frac{40}{60} = \frac{2}{3}$. This gives $\frac{2}{3}$.
19. Use the labels on the display first; they tell you which count or total belongs in the answer. Multiply rows by columns: $2 \cdot 3 = 6$ inside cells. This gives 6 cells.
20. Use the labels on the display first; they tell you which count or total belongs in the answer. When conditional distributions vary a lot from row to row, the variables are probably related. This gives the variables are associated.
21. Given that the student is a girl, use the girl total 12. Of those, 5 chose sports.
22. Given Junior, use the Junior total 10. Of those, 6 ride the bus, so $6/10 = 3/5$.
23. Pizza only = 10, burgers only = 5, both = 20. At least one: 35 . Neither: $50 - 35 = 15$.
24. Use the given numbers to build the model, then finish the calculation. Men total: 50. Yes among men: 30 . $\frac{30}{50} = \frac{3}{5}$.
25. $P(\text{yes}|\text{man}) = \frac{3}{5} = 60\%$; $P(\text{yes}|\text{woman}) = \frac{25}{50} = 50\%$. Different rates suggest association, though small.
26. Set up the model from the story, then calculate carefully. Coffee total includes both: $60 - 15 = 45$ coffee-only.



Scan Me

Want a Full Algebra 1 Textbook? Try Our New Mexico NM-MSSA Made Simple Book!



New Mexico NM-MSSA Algebra I Made Ridiculously Simple

The friendly, step-by-step Algebra 1 textbook
Plain-English explanations, guided practice, and review support.



Full Lessons Inside

Concepts
Practice
Mastery

Important: All our test books contain **unique, completely different tests** from each other! Each book offers fresh practice questions—no repeats!

5 Practice Tests

- ✓ 5 complete practice tests with detailed explanations
- ✓ Perfect foundation for NM-MSSA test preparation
- ✓ Builds confidence and test-taking skills
- ✓ High-quality questions aligned with state standards

Start your practice journey!

6 Practice Tests

- ✓ 6 complete practice tests with detailed explanations
- ✓ **Unique tests**—different from the 5 tests book
- ✓ Perfect for more practice after mastering 5 tests
- ✓ Builds even more confidence and test-taking skills
- ✓ Same high-quality questions aligned with standards

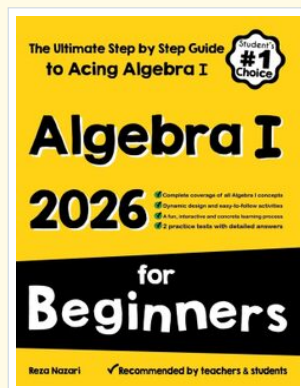
Take your practice to the next level!

7 Practice Tests

- ✓ 7 complete practice tests for maximum preparation
- ✓ **Unique tests**—different from 5 and 6 tests books
- ✓ The most comprehensive practice for Algebra 1
- ✓ Ideal for students aiming for top scores
- ✓ Extensive practice builds mastery and confidence

Go all the way with comprehensive practice!

☐ STUDENT FAVORITE • Master Algebra I From the Ground Up ☐



Algebra I for Beginners

Written by a top math teacher & aligned with national and state Algebra I courses. From linear equations to graphing quadratics — explained the easy way.

- ✓ **Complete coverage** of every Algebra I concept — perfect companion to these worksheets
- ✓ **Step-by-step explanations** with worked examples on every topic
- ✓ **QR codes in every chapter** for free video lessons & bonus practice
- ✓ **2 full-length practice tests** with detailed answer keys

- ✓ 100% Guaranteed
- ✓ Lifetime Support
- ✓ Trusted by Teachers

Start Your Algebra Journey Today! →

★ STUDENT'S #1 CHOICE ★


Teacher-recommended • 12,000+ Happy Students

↓ PDF EDITION



Instant download • any device

☐ PAPERBACK



Paperback on Amazon

Hold it in your hands

Pair these free worksheets with *Algebra I for Beginners* and you have a complete self-paced course — concept lessons, daily practice, and full exam-style reviews, all in one path. →

EffortlessMath.com/product/algebra-i-for-beginners