

Comparing Linear Quadratic and Exponential Models

Name: _____ Date: _____ Score: _____ / 24

Q Quick Review

Three growth types, distinguished by how they change: **Linear** ($y = mx + b$) grows by *constant amount* per step. **Quadratic** ($y = ax^2 + \dots$) grows by an *increasing amount* per step. **Exponential** ($y = ab^x$) grows by a *constant ratio* per step. **For large x , exponential eventually dominates polynomial** (any quadratic). For instance, 2^x eventually surpasses x^2 no matter how slowly. **From a table**, check: constant first differences \rightarrow linear; constant second differences \rightarrow quadratic; constant ratios \rightarrow exponential. **From a context**, simple interest is linear; compound is exponential; area growth is often quadratic.

PRACTICE

Identify the type or compare growth.

1. A school club sells 3, 6, 9, 12 tickets over four equal time intervals. Which model type fits the totals? _____
2. A square patio has side lengths 1, 2, 3, 4 yards, giving areas 1, 4, 9, 16. Which model type fits area vs. side length? _____
3. A bacteria culture has counts 2, 4, 8, 16 after equal time intervals. Which model type fits the data? _____
4. A savings plan adds the same deposit each week, producing balances 5, 8, 11, 14. Which model type fits? _____
5. A plant population triples each month: 3, 9, 27, 81. Which model type fits? _____
6. For very large x , which grows fastest: a square-area model x^2 , a doubling model 2^x , or a linear model $3x$? _____
7. A dropped object has distances 0, 1, 4, 9, 16 at equal time marks. Which model type is most reasonable? _____
8. A rumor reaches 1, 2, 4, 8, 16 people after equal rounds. Which model type fits? _____
9. A runner covers 0, 3, 6, 9 miles after equal time intervals. Which model type fits? _____
10. A bank account earns simple interest, adding the same dollar amount each year. Which model type is this? _____
11. A bank account earns compound interest, growing by the same percent each year. Which model type is this? _____
12. The area of a square is modeled as the side length changes. Which model type is this? _____
13. A town's population grows by 4% each year. Which model type should be used? _____
14. A car travels at a constant speed. Which model type describes distance vs. time? _____
15. A physics class models free-fall distance over time. Which model type is expected? _____
16. A table has constant first differences. Which model type does that indicate? _____
17. A table has a constant ratio from one output to the next. Which model type does that indicate? _____
18. A website's traffic doubles every day. Which model type best describes the traffic? _____
19. A cube's volume changes as its side length changes. Is that linear, quadratic, or something else? _____
20. A bouncing ball reaches heights 80, 60, 45, 33.75 cm. Which model type fits the rebound heights? _____

◆ Word Problems

21. Job A pays \$30K + \$1K raise each year. Job B pays \$25K + 5% raise each year. Which is higher at year 15? _____
22. A wildlife count is recorded each month as 100, 150, 225, 337.5. Identify the model type and write a formula using t for months after the first count. _____



Scan Me

23. During a free-fall experiment, the distances after $t = 0, 1, 2, 3$ seconds are 0, 16, 64, 144 feet. What kind of function best models the data?

24. A school play sells 100, 105, 110, 115 tickets during four equal time intervals. Is the pattern linear or exponential?



Answer Keys

- | | |
|-----------------|--|
| 1. linear | 13. exponential |
| 2. quadratic | 14. linear |
| 3. exponential | 15. quadratic |
| 4. linear | 16. linear |
| 5. exponential | 17. exponential |
| 6. 2^x | 18. exponential |
| 7. quadratic | 19. cubic, not quadratic |
| 8. exponential | 20. exponential |
| 9. linear | 21. Job B |
| 10. linear | 22. exponential, $P = 100 \cdot 1.5^t$ |
| 11. exponential | 23. quadratic |
| 12. quadratic | 24. linear |


Step-by-Step Tutor Notes

1. Start with the definition the problem is testing, then apply it directly. The total increases by the same amount, +3, each interval. Constant first differences mean linear. So the answer is linear.
2. Area is side squared, $A = s^2$. The outputs follow perfect squares, so the relationship is quadratic.
3. Use the labels on the display first; they tell you which count or total belongs in the answer. Each count is multiplied by 2. A constant ratio means exponential growth. This gives exponential.
4. Start with the definition the problem is testing, then apply it directly. The balance increases by 3 each week, so the first differences are constant. So the answer is linear.
5. Read the table by matching the correct row and column first, then use the count or total that fits the question. The common ratio is 3, so this is exponential growth. This gives exponential.
6. Read the table by matching the correct row and column first, then use the count or total that fits the question. Exponential growth eventually passes both linear and quadratic growth for large enough inputs. This gives 2^x .
7. Take it one clear step at a time and keep the original question in mind. Those outputs match t^2 , and falling-distance models are quadratic. So the answer is quadratic.
8. Use the clue in the question first, then let the arithmetic finish the job. The number doubles each round, so the ratio is constant. So the answer is exponential.
9. Compare the change in output to the change in input, because slope is a rate of change. The distance increases by 3 miles each interval, a constant rate of change. So the requested value is linear.
10. Move carefully through the arithmetic; one clean operation usually unlocks the next one. Simple interest adds a fixed amount each year, so the balance changes by constant differences. After simplifying, the answer is linear.
11. Take it one clear step at a time and keep the original question in mind. A constant percent is a constant multiplier, which creates an exponential model. So the answer is exponential.
12. Use the clue in the question first, then let the arithmetic finish the job. Square area is $A = s^2$, so the side length is squared. So the answer is quadratic.
13. Use the structure of the expression to find the important point, then check that it fits the context. A constant percent increase means the population is multiplied by the same factor each year. That leads to exponential.
14. Think of slope as the amount the output changes for each 1-unit change in the input. Distance follows $d = rt$ when the rate is constant, so the graph is a line. So the requested value is linear.
15. This is a good place to slow down, check the notation, and simplify cleanly. Free-fall distance is proportional to t^2 , so the relationship is quadratic. So the answer is quadratic.
16. Constant first differences mean the output changes by the same amount each step, which is linear.
17. Take it one clear step at a time and keep the original question in mind. A constant multiplier from step to step is the signature of an exponential model. So the answer is exponential.
18. Use the clue in the question first, then let the arithmetic finish the job. Doubling is repeated multiplication by 2, so the model is exponential. So the answer is exponential.
19. Cube volume is $V = s^3$, so it is a cubic relationship rather than linear or quadratic.
20. Start with the definition the problem is testing, then apply it directly. Each height is 0.75 times the previous height. A constant ratio means exponential decay. So the answer is exponential.
21. A at year 15: $30 + 14 = 44$ K. B: $25(1.05)^{14} \approx 49.50$ K. Job B is higher.
22. Name the quantities first so the model is easy to read. Ratios: 1.5, 1.5, 1.5 — constant. Exponential with base 1.5.
23. Set up the model from the story, then calculate carefully. $y = 16t^2$: free-fall pattern.
24. Read the table by matching the correct row and column first, then use the count or total that fits the question. Adds 5 each time — linear growth. This gives linear.



Scan Me

Want a Full Algebra 1 Textbook? Try Our New Mexico NM-MSSA Made Simple Book!



New Mexico NM-MSSA Algebra I Made Ridiculously Simple

The friendly, step-by-step Algebra 1 textbook
Plain-English explanations, guided practice, and
review support.



Full Lessons Inside

Concepts
Practice
Mastery

Important: All our test books contain **unique, completely different tests** from each other! Each book offers fresh practice questions—no repeats!

5 Practice Tests

- ✓ 5 complete practice tests with detailed explanations
- ✓ Perfect foundation for NM-MSSA test preparation
- ✓ Builds confidence and test-taking skills
- ✓ High-quality questions aligned with state standards

Start your practice journey!

6 Practice Tests

- ✓ 6 complete practice tests with detailed explanations
- ✓ **Unique tests**—different from the 5 tests book
- ✓ Perfect for more practice after mastering 5 tests
- ✓ Builds even more confidence and test-taking skills
- ✓ Same high-quality questions aligned with standards

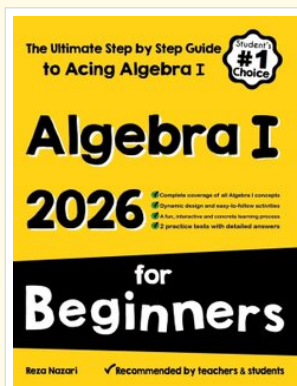
Take your practice to the next level!

7 Practice Tests

- ✓ 7 complete practice tests for maximum preparation
- ✓ **Unique tests**—different from 5 and 6 tests books
- ✓ The most comprehensive practice for Algebra 1
- ✓ Ideal for students aiming for top scores
- ✓ Extensive practice builds mastery and confidence

Go all the way with comprehensive practice!

☐ STUDENT FAVORITE • Master Algebra I From the Ground Up ☐



- ✓ 100% Guaranteed
- ✓ Lifetime Support
- ✓ Trusted by Teachers

Start Your Algebra
Journey Today! →

Algebra I for Beginners

Written by a top math teacher & aligned with national and state Algebra I courses. From linear equations to graphing quadratics — explained the easy way.

- ✓ **Complete coverage** of every Algebra I concept — perfect companion to these worksheets
- ✓ **Step-by-step explanations** with worked examples on every topic
- ✓ **QR codes in every chapter** for free video lessons & bonus practice
- ✓ **2 full-length practice tests** with detailed answer keys

★ STUDENT'S #1 CHOICE ★


Teacher-recommended • 12,000+ Happy Students

↓ PDF EDITION



Instant download • any device

☐ PAPERBACK



Paperback on Amazon

Hold it in your hands

Pair these free worksheets with *Algebra I for Beginners* and you have a complete self-paced course — concept lessons, daily practice, and full exam-style reviews, all in one path. →

EffortlessMath.com/product/algebra-i-for-beginners