

Probability

Name: _____

Date: _____

Score: _____ / 24

Q Quick Review

Probability compares favorable outcomes to total possible outcomes: $P = \frac{\text{favorable}}{\text{total}}$. Probabilities range from 0 to 1. Use complements for "not" questions: $P(\text{not } A) = 1 - P(A)$. For independent events, multiply probabilities. For simple either/or events that do not overlap, add probabilities.

PRACTICE

Find each probability.

- | | | | |
|--|-------|---|-------|
| 1. $P(\text{heads on one coin flip})$ | _____ | 12. $P(\text{at least one heads in two flips})$ | _____ |
| 2. $P(\text{rolling a 4 on a die})$ | _____ | 13. $P(\text{heart from a standard deck})$ | _____ |
| 3. $P(\text{rolling an even number})$ | _____ | 14. $P(\text{ace from a standard deck})$ | _____ |
| 4. $P(\text{rolling greater than 4})$ | _____ | 15. $P(\text{not ace})$ | _____ |
| 5. $P(\text{not rolling 1})$ | _____ | 16. $P(\text{spinner 1–8 lands on multiple of 3})$ | _____ |
| 6. $P(\text{red from 3 red, 5 blue})$ | _____ | 17. $P(\text{random month has 31 days})$ | _____ |
| 7. $P(\text{blue from 3 red, 5 blue})$ | _____ | 18. $P(\text{choosing a vowel from A,E,I,O,U,B,C})$ | _____ |
| 8. $P(\text{two heads in two coin flips})$ | _____ | 19. $P(A) = 0.35; P(\text{not } A)$ | _____ |
| 9. $P(\text{heads then tails})$ | _____ | 20. $P(A) = \frac{2}{5}, P(B) = \frac{3}{4}$ independent; $P(A \text{ and } B)$ | _____ |
| 10. $P(\text{rolling 6 twice})$ | _____ | | |
| 11. $P(\text{sum 7 with two dice})$ | _____ | | |

◆ Word Problems

21. A bag has 4 green marbles, 6 yellow marbles, and 10 purple marbles. What is the probability of drawing a yellow marble?

22. A weather app says the chance of rain is 30%. What is the probability it does not rain?

23. A student guesses on two true/false questions. What is the probability both answers are correct?

24. A spinner has 10 equal sections numbered 1 through 10. Find the probability of landing on an even number or a number greater than 8.



Scan Me

Answer Keys

1. $\frac{1}{2}$

2. $\frac{1}{6}$

3. $\frac{1}{2}$

4. $\frac{1}{3}$

5. $\frac{5}{6}$

6. $\frac{3}{8}$

7. $\frac{5}{8}$

8. $\frac{1}{4}$

9. $\frac{1}{4}$

10. $\frac{1}{36}$

11. $\frac{1}{6}$

12. $\frac{3}{4}$

13. $\frac{1}{4}$

14. $\frac{1}{13}$

15. $\frac{12}{13}$

16. $\frac{1}{4}$

17. $\frac{7}{12}$

18. $\frac{5}{7}$

19. 0.65

20. $\frac{3}{10}$

21. $\frac{3}{10}$

22. 70%

23. $\frac{1}{4}$

24. $\frac{3}{5}$


Step-by-Step Tutor Notes

1. This is a good place to slow down, check the notation, and simplify cleanly. One favorable outcome out of two equally likely outcomes. So the answer is $\frac{1}{2}$.
2. Focus on the main idea of the problem, then simplify carefully. One favorable face out of six. So the answer is $\frac{1}{6}$.
3. Focus on the main idea of the problem, then simplify carefully. Even outcomes are 2, 4, 6, so $3/6 = 1/2$. So the answer is $\frac{1}{2}$.
4. Take it one clear step at a time and keep the original question in mind. Outcomes 5, 6 give $2/6 = 1/3$. So the answer is $\frac{1}{3}$.
5. Use the clue in the question first, then let the arithmetic finish the job. Use complement: $1 - \frac{1}{6} = \frac{5}{6}$. So the answer is $\frac{5}{6}$.
6. Start with the definition the problem is testing, then apply it directly. There are 3 red out of 8 total. So the answer is $\frac{3}{8}$.
7. Use the clue in the question first, then let the arithmetic finish the job. There are 5 blue out of 8 total. So the answer is $\frac{5}{8}$.
8. Start with the definition the problem is testing, then apply it directly. $\frac{1}{2} \cdot \frac{1}{2} = \frac{1}{4}$. So the answer is $\frac{1}{4}$.
9. Start with the definition the problem is testing, then apply it directly. Each specified flip has probability $\frac{1}{2}$. So the answer is $\frac{1}{4}$.
10. Use the clue in the question first, then let the arithmetic finish the job. $\frac{1}{6} \cdot \frac{1}{6} = \frac{1}{36}$. So the answer is $\frac{1}{36}$.
11. Focus on the main idea of the problem, then simplify carefully. There are 6 favorable sums out of 36. So the answer is $\frac{1}{6}$.
12. Take it one clear step at a time and keep the original question in mind. Use complement: not at least one head means both tails, probability $\frac{1}{4}$. So the answer is $\frac{3}{4}$.
13. This is a good place to slow down, check the notation, and simplify cleanly. There are 13 hearts out of 52 cards. So the answer is $\frac{1}{4}$.
14. Use the clue in the question first, then let the arithmetic finish the job. There are 4 aces out of 52. So the answer is $\frac{1}{13}$.
15. Focus on the main idea of the problem, then simplify carefully. Complement of ace: $1 - \frac{1}{13} = \frac{12}{13}$. So the answer is $\frac{12}{13}$.
16. This is a good place to slow down, check the notation, and simplify cleanly. The multiples are 3 and 6, so $2/8 = 1/4$. So the answer is $\frac{1}{4}$.
17. Use the clue in the question first, then let the arithmetic finish the job. Seven months have 31 days. So the answer is $\frac{7}{12}$.
18. Focus on the main idea of the problem, then simplify carefully. There are 5 vowels out of 7 letters. So the answer is $\frac{5}{7}$.
19. Use the clue in the question first, then let the arithmetic finish the job. Complement: $1 - 0.35 = 0.65$. So the answer is 0.65.
20. Work one inverse operation at a time and keep both sides balanced. Multiply independent probabilities: $\frac{2}{5} \cdot \frac{3}{4} = \frac{3}{10}$. After simplifying, the answer is $\frac{3}{10}$.
21. Use the given numbers to build the model, then finish the calculation. There are 20 marbles total and 6 are yellow, so $6/20 = 3/10$.
22. Set up the model from the story, then calculate carefully. Use the complement: $100\% - 30\% = 70\%$.
23. Name the quantities first so the model is easy to read. Each guess has probability $1/2$, and the guesses are independent: $\frac{1}{2} \cdot \frac{1}{2} = \frac{1}{4}$.
24. Even numbers are 2, 4, 6, 8, 10. Numbers greater than 8 are 9, 10. The union is 2, 4, 6, 8, 9, 10, so $6/10 = 3/5$.



Scan Me

Want a Full Algebra 1 Textbook? Try Our Nebraska NSCAS Made Simple Book!



Nebraska NSCAS Algebra I Made Ridiculously Simple

The friendly, step-by-step Algebra 1 textbook
Plain-English explanations, guided practice, and review support.



Full Lessons Inside

Concepts
Practice
Mastery

Important: All our test books contain **unique, completely different tests** from each other! Each book offers fresh practice questions—no repeats!

5 Practice Tests

- ✓ 5 complete practice tests with detailed explanations
- ✓ Perfect foundation for NSCAS test preparation
- ✓ Builds confidence and test-taking skills
- ✓ High-quality questions aligned with state standards

Start your practice journey!

6 Practice Tests

- ✓ 6 complete practice tests with detailed explanations
- ✓ **Unique tests**—different from the 5 tests book
- ✓ Perfect for more practice after mastering 5 tests
- ✓ Builds even more confidence and test-taking skills
- ✓ Same high-quality questions aligned with standards

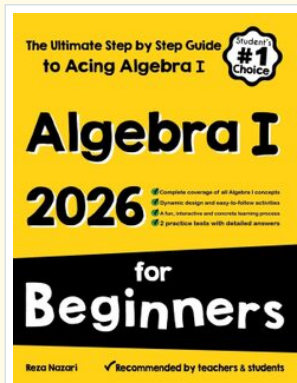
Take your practice to the next level!

7 Practice Tests

- ✓ 7 complete practice tests for maximum preparation
- ✓ **Unique tests**—different from 5 and 6 tests books
- ✓ The most comprehensive practice for Algebra 1
- ✓ Ideal for students aiming for top scores
- ✓ Extensive practice builds mastery and confidence

Go all the way with comprehensive practice!

☐ STUDENT FAVORITE • Master Algebra I From the Ground Up ☐



Algebra I for Beginners

Written by a top math teacher & aligned with national and state Algebra I courses. From linear equations to graphing quadratics — explained the easy way.

- ✓ **Complete coverage** of every Algebra I concept — perfect companion to these worksheets
- ✓ **Step-by-step explanations** with worked examples on every topic
- ✓ **QR codes in every chapter** for free video lessons & bonus practice
- ✓ **2 full-length practice tests** with detailed answer keys

- ✓ 100% Guaranteed
- ✓ Lifetime Support
- ✓ Trusted by Teachers

Start Your Algebra Journey Today! →

★ STUDENT'S #1 CHOICE ★


Teacher-recommended • 12,000+ Happy Students

↓ PDF EDITION



Instant download • any device

☐ PAPERBACK



Paperback on Amazon

Hold it in your hands

Pair these free worksheets with *Algebra I for Beginners* and you have a complete self-paced course — concept lessons, daily practice, and full exam-style reviews, all in one path. →

EffortlessMath.com/product/algebra-i-for-beginners