

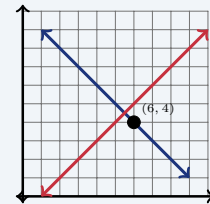
Systems of Equations

Name: _____ Date: _____ Score: _____ / 18

Quick Review and Helpful Hints

A system is two equations with two variables; the solution is the (x, y) pair that makes *both* true. Solve by *elimination* (add or subtract the equations to cancel a variable) or *substitution* (replace one variable using the other equation). Then back-substitute to find the second variable.

▷ **Example:** Solve $x + y = 10$ and $x - y = 2$. **Work:** Add the two equations to cancel y : $2x = 12$, so $x = 6$. Put $x = 6$ into $x + y = 10$: $6 + y = 10$, so $y = 4$.
 ★ **Answer:** $(6, 4)$



The lines cross at the solution.

◆ **Practice Problems**

Solve each system. Write the answer as (x, y) .

- | | |
|--|--|
| <p>1. $x + y = 5, x - y = 1$ _____</p> <p>2. $x + y = 8, x - y = 2$ _____</p> <p>3. $x + y = 10, x - y = 4$ _____</p> <p>4. $x + y = 9, x - y = 3$ _____</p> <p>5. $x + y = 7, x - y = -1$ _____</p> <p>6. $y = x + 1, x + y = 7$ _____</p> <p>7. $y = 2x, x + y = 9$ _____</p> | <p>8. $x + y = 12, x - y = 2$ _____</p> <p>9. $y = x - 2, x + y = 10$ _____</p> <p>10. $2x + y = 10, x - y = 2$ _____</p> <p>11. $x + 2y = 11, x - y = 2$ _____</p> <p>12. $x + y = 6, 2x + y = 8$ _____</p> <p>13. $x - y = 5, x + y = 11$ _____</p> <p>14. $3x + y = 10, x + y = 4$ _____</p> |
|--|--|

◆ **Word Problems**

15. Two numbers add up to 20 and differ by 4. Find the two numbers. _____
16. A pen and a pencil together cost \$5. The pen costs \$3 more than the pencil. Find each price. _____
17. The sum of two numbers is 15 and their difference is 3. Find the numbers. _____
18. A student buys x notebooks and y pens for a total of 7 items. The number of pens is 1 more than twice the notebooks. Solve the system $x + y = 7$ and $y = 2x + 1$. _____



Answer Keys

1. $(3, 2)$

2. $(5, 3)$

3. $(7, 3)$

4. $(6, 3)$

5. $(3, 4)$

6. $(3, 4)$

7. $(3, 6)$

8. $(7, 5)$

9. $(6, 4)$

10. $(4, 2)$

11. $(5, 3)$

12. $(2, 4)$

13. $(8, 3)$

14. $(3, 1)$

15. $(12, 8)$

16. \$4 and \$1

17. $(9, 6)$

18. $(2, 5)$

Step-by-Step Explanations

1. Add the two equations so y cancels: $(x + y) + (x - y) = 5 + 1$ gives $2x = 6$, so $x = 3$. Put $x = 3$ into $x + y = 5$ to get $y = 2$. The solution is $(3, 2)$.

2. A good way to think about this is: Read what the problem is asking, choose the matching rule, write the setup, and then simplify one step at a time. The setup/work is Add to cancel y : $2x = 10$, so $x = 5$. Then $5 + y = 8$ gives $y = 3$. So the final answer is $(5, 3)$.

3. Step by step: Read what the problem is asking, choose the matching rule, write the setup, and then simplify one step at a time. The setup/work is Add: $2x = 14$, so $x = 7$. Then $7 + y = 10$ gives $y = 3$. So the final answer is $(7, 3)$.

4. Take it one move at a time: Read what the problem is asking, choose the matching rule, write the setup, and then simplify one step at a time. The setup/work is Add: $2x = 12$, so $x = 6$. Then $6 + y = 9$ gives $y = 3$. So the final answer is $(6, 3)$.

5. Start by naming the process: Read what the problem is asking, choose the matching rule, write the setup, and then simplify one step at a time. The setup/work is Add: $2x = 6$, so $x = 3$. Then $3 + y = 7$ gives $y = 4$. So the final answer is $(3, 4)$.

6. A good way to think about this is: Read what the problem is asking, choose the matching rule, write the setup, and then simplify one step at a time. The setup/work is Substitute $y = x + 1$ into $x + y = 7$: $x + (x + 1) = 7$, so $2x = 6$, $x = 3$. Then $y = 3 + 1 = 4$. So the final answer is $(3, 4)$.

7. Step by step: Read what the problem is asking, choose the matching rule, write the setup, and then simplify one step at a time. The setup/work is Substitute $y = 2x$: $x + 2x = 9$, so $3x = 9$, $x = 3$. Then $y = 2(3) = 6$. So the final answer is $(3, 6)$.

8. Take it one move at a time: Read what the problem is asking, choose the matching rule, write the setup, and then simplify one step at a time. The setup/work is Add: $2x = 14$, so $x = 7$. Then $7 + y = 12$ gives $y = 5$. So the final answer is $(7, 5)$.

9. Start by naming the process: Read what the problem is asking, choose the matching rule, write the setup, and then simplify one step at a time. The setup/work is Substitute $y = x - 2$: $x + (x - 2) = 10$, so $2x = 12$, $x = 6$. Then $y = 6 - 2 = 4$. So the final answer is $(6, 4)$.

10. A good way to think about this is: Read what the problem is asking, choose the matching rule, write the setup, and then simplify one step at a time. The setup/work is Add the equations so y cancels: $3x = 12$, so $x = 4$. Then $4 - y = 2$ gives $y = 2$. So the final answer is $(4, 2)$.

11. Step by step: Read what the problem is asking, choose the matching rule, write the setup, and then simplify one step at a time. The setup/work is Subtract the second from the first so x cancels: $3y = 9$, so $y = 3$. Then $x - 3 = 2$ gives $x = 5$. So the final answer is $(5, 3)$.

12. Take it one move at a time: Read what the problem is asking, choose the matching rule, write the setup, and then simplify one step at a time. The setup/work is Subtract the first from the second so y cancels: $x = 2$. Then $2 + y = 6$ gives $y = 4$. So the final answer is $(2, 4)$.

13. Start by naming the process: Read what the problem is asking, choose the matching rule, write the setup, and then simplify one step at a time. The setup/work is Add: $2x = 16$, so $x = 8$. Then $8 + y = 11$ gives $y = 3$. So the final answer is $(8, 3)$.

14. A good way to think about this is: Read what the problem is asking, choose the matching rule, write the setup, and then simplify one step at a time. The setup/work is Subtract the second from the first so y cancels: $2x = 6$, so $x = 3$. Then $3 + y = 4$ gives $y = 1$. So the final answer is $(3, 1)$.

15. Step by step: Read what the problem is asking, choose the matching rule, write the setup, and then simplify one step at a time. The setup/work is Write $x + y = 20$ and $x - y = 4$. Add them: $2x = 24$, so $x = 12$, then $y = 8$. The numbers are 12 and 8. So the final answer is $(12, 8)$.

16. Take it one move at a time: Read what the problem is asking, choose the matching rule, write the setup, and then simplify one step at a time. The setup/work is Write $p + c = 5$ and $p - c = 3$. Add them: $2p = 8$, so the pen is $p = \$4$ and the pencil is $c = \$1$. So the final answer is \$4 and \$1.

17. Start by naming the process: Read what the problem is asking, choose the matching rule, write the setup, and then simplify one step at a time. The setup/work is Write $x + y = 15$ and $x - y = 3$. Add: $2x = 18$, so $x = 9$, then $y = 6$. So the final answer is $(9, 6)$.

18. A good way to think about this is: Read what the problem is asking, choose the matching rule, write the setup, and then simplify one step at a time. The setup/work is Substitute $y = 2x + 1$ into $x + y = 7$: $x + (2x + 1) = 7$, so $3x = 6$, $x = 2$. Then $y = 5$. The solution is $(2, 5)$. So the final answer is $(2, 5)$.



Want Even More HiSET Math Practice?



The Most Comprehensive HiSET Math Preparation Bundle

Prep books, workbooks, and full-length practice tests

Complete review, detailed explanations, and realistic test practice



Scan Me

Prep Books
Workbooks
Practice Tests

Important: These HiSET Math resources are made for extra practice after the worksheet. Scan the QR code above for the complete HiSET Math preparation bundle.

Skill Review

- ✓ Builds number sense, algebra, geometry, and data skills
- ✓ Supports steady review before the HiSET test
- ✓ Great for tutoring, homework, and independent practice

Build the foundation.

Test Practice

- ✓ Full-length practice tests for realistic pacing
- ✓ Detailed answer explanations for every question
- ✓ Useful after students finish topic worksheets

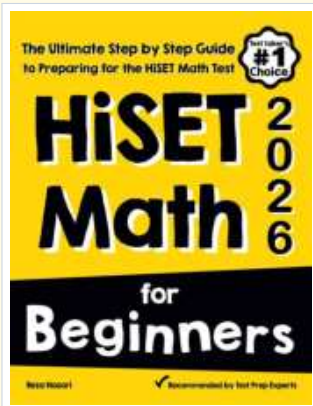
Practice with purpose.

Confidence

- ✓ Turns mistakes into targeted review
- ✓ Helps students see progress over time
- ✓ Keeps HiSET preparation organized and calm

Move forward prepared.

STUDENT FAVORITE • Master HiSET Math From the Ground Up



HiSET Math for Beginners

The Ultimate Step-by-Step Guide to Preparing for the HiSET Math Test

Written by a top math teacher and aligned with the latest HiSET Math test. From fractions and percents to algebra and geometry — explained the easy way.

- ✓ **Complete coverage** of every HiSET Math topic — perfect companion to these worksheets
- ✓ **Step-by-step explanations** with worked examples on every topic
- ✓ **QR codes in every chapter** for free video lessons & bonus practice
- ✓ **2 full-length practice tests** with detailed answer keys
- ✓ Perfect for self-study or the classroom

* **STUDENT'S #1 CHOICE**

Teacher-recommended • trusted HiSET

prep


→ **DOWNLOAD INSTANTLY**



Scan Me

Instant download • any device

□ **FIND ON AMAZON**



Scan Me

Paperback on Amazon

Pair these free worksheets with *HiSET Math for Beginners* and you have a complete self-paced HiSET Math path — concept lessons, daily practice, and full exam-style reviews. → [EffortlessMath.com](https://www.EffortlessMath.com)