

# Rectangular Prisms

Name: \_\_\_\_\_ Date: \_\_\_\_\_ Score: \_\_\_\_\_ / 24

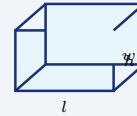
### Quick Review and Helpful Hints

A rectangular prism (a box) has length  $l$ , width  $w$ , and height  $h$ . Its *volume* is  $V = l \times w \times h$ , and its *surface area* is  $SA = 2(lw + lh + wh)$ . Use cubic units for volume and square units for surface area.

► **Example:** Find the volume of a box with  $l = 5$ ,  $w = 3$ , and  $h = 4$ .

**Work:** Multiply all three dimensions:  $V = l \times w \times h = 5 \times 3 \times 4$ .

★ **Answer:** 60 cubic units

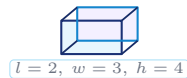


$$V = l \times w \times h.$$

### Practice Problems

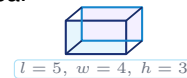
Use each prism illustration to find the volume or surface area.

1. Find the volume.



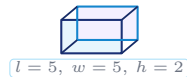
\_\_\_\_\_

8. Find the surface area.



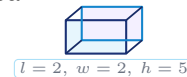
\_\_\_\_\_

2. Find the volume.



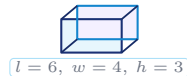
\_\_\_\_\_

9. Find the surface area.



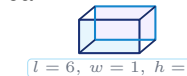
\_\_\_\_\_

3. Find the volume.



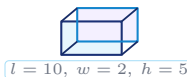
\_\_\_\_\_

10. Find the surface area.



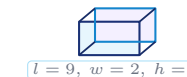
\_\_\_\_\_

4. Find the volume.



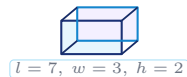
\_\_\_\_\_

11. Find the volume.



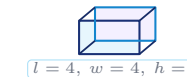
\_\_\_\_\_

5. Find the volume.



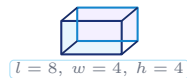
\_\_\_\_\_

12. Find the volume.



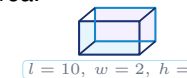
\_\_\_\_\_

6. Find the volume.



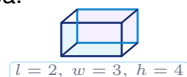
\_\_\_\_\_

13. Find the surface area.



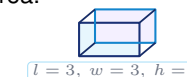
\_\_\_\_\_

7. Find the surface area.



\_\_\_\_\_

14. Find the surface area.



\_\_\_\_\_



◆ Word Problems

15. A shipping box is 12 in long, 6 in wide, and 4 in tall. Find its volume.



$$l = 12, w = 6, h = 4$$

\_\_\_\_\_

16. An aquarium is 20 cm long, 10 cm wide, and 15 cm tall. How much water (volume) can it hold?



$$l = 20, w = 10, h = 15$$

\_\_\_\_\_

17. A box is 5 ft by 4 ft by 2 ft. Find the total surface area to know how much cardboard is needed.



$$l = 5, w = 4, h = 2$$

\_\_\_\_\_

18. A storage container measures 8 m by 3 m by 3 m. Find its volume.



$$l = 8, w = 3, h = 3$$

\_\_\_\_\_

19. A cereal box has a volume of 480 cubic inches. It is 12 in long and 5 in wide. Find its height.



$$l = 12, w = 5, h = ?$$

\_\_\_\_\_

20. An open-top planter is 6 ft long, 3 ft wide, and 2 ft tall. Find the outside area of the bottom and four sides.



$$l = 6, w = 3, h = 2$$

\_\_\_\_\_

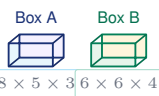
21. A gift box is 9 in long, 4 in wide, and 3 in tall. Ribbon goes once around length and height, and once around width and height. How many inches of ribbon are needed?



$$l = 9, w = 4, h = 3$$

\_\_\_\_\_

22. Box A is 8 in by 5 in by 3 in. Box B is 6 in by 6 in by 4 in. How many more cubic inches does Box B hold than Box A?



$$8 \times 5 \times 3 \quad 6 \times 6 \times 4$$

\_\_\_\_\_

23. A display block is 4 ft long, 3 ft wide, and 2 ft tall. Paint costs 0.50 per square foot. Find the total cost to paint all outside faces.



$$l = 4, w = 3, h = 2$$

\_\_\_\_\_

24. A rectangular prism has surface area 94 square cm. Its length is 5 cm and its width is 4 cm. Find its height.



$$l = 5, w = 4, h = ?$$

\_\_\_\_\_



## Answer Keys

- |  |  |   |   |
|--|--|---|---|
| 1. <span style="border: 1px solid black; border-radius: 5px; padding: 2px;">24</span>  | 7. <span style="border: 1px solid black; border-radius: 5px; padding: 2px;">52</span>  | 13. <span style="border: 1px solid black; border-radius: 5px; padding: 2px;">64</span>                  | 19. <span style="border: 1px solid black; border-radius: 5px; padding: 2px;">8 in</span>              |
| 2. <span style="border: 1px solid black; border-radius: 5px; padding: 2px;">50</span>  | 8. <span style="border: 1px solid black; border-radius: 5px; padding: 2px;">94</span>  | 14. <span style="border: 1px solid black; border-radius: 5px; padding: 2px;">54</span>                  | 20. <span style="border: 1px solid black; border-radius: 5px; padding: 2px;">54 ft<sup>2</sup></span> |
| 3. <span style="border: 1px solid black; border-radius: 5px; padding: 2px;">72</span>  | 9. <span style="border: 1px solid black; border-radius: 5px; padding: 2px;">48</span>  | 15. <span style="border: 1px solid black; border-radius: 5px; padding: 2px;">288 in<sup>3</sup></span>  | 21. <span style="border: 1px solid black; border-radius: 5px; padding: 2px;">38 in</span>             |
| 4. <span style="border: 1px solid black; border-radius: 5px; padding: 2px;">100</span> | 10. <span style="border: 1px solid black; border-radius: 5px; padding: 2px;">54</span> | 16. <span style="border: 1px solid black; border-radius: 5px; padding: 2px;">3000 cm<sup>3</sup></span> | 22. <span style="border: 1px solid black; border-radius: 5px; padding: 2px;">24 in<sup>3</sup></span> |
| 5. <span style="border: 1px solid black; border-radius: 5px; padding: 2px;">42</span>  | 11. <span style="border: 1px solid black; border-radius: 5px; padding: 2px;">36</span> | 17. <span style="border: 1px solid black; border-radius: 5px; padding: 2px;">76 ft<sup>2</sup></span>   | 23. <span style="border: 1px solid black; border-radius: 5px; padding: 2px;">26 dollars</span>        |
| 6. <span style="border: 1px solid black; border-radius: 5px; padding: 2px;">128</span> | 12. <span style="border: 1px solid black; border-radius: 5px; padding: 2px;">64</span> | 18. <span style="border: 1px solid black; border-radius: 5px; padding: 2px;">72 m<sup>3</sup></span>    | 24. <span style="border: 1px solid black; border-radius: 5px; padding: 2px;">3 cm</span>              |

### Step-by-Step Explanations

1. Start by naming the process: Read what the problem is asking, choose the matching rule, write the setup, and then simplify one step at a time. The setup/work is The prism shows  $l = 2$ ,  $w = 3$ , and  $h = 4$ . Volume is  $lwh = 2 \times 3 \times 4 = 24$ . So the final answer is 24.
2. A good way to think about this is: Read what the problem is asking, choose the matching rule, write the setup, and then simplify one step at a time. The setup/work is Use the three labeled dimensions:  $5 \times 5 \times 2 = 50$ . So the final answer is 50.
3. Step by step: Read what the problem is asking, choose the matching rule, write the setup, and then simplify one step at a time. The setup/work is Volume =  $6 \times 4 \times 3 = 72$ . So the final answer is 72.
4. Take it one move at a time: Read what the problem is asking, choose the matching rule, write the setup, and then simplify one step at a time. The setup/work is Volume =  $10 \times 2 \times 5 = 100$ . So the final answer is 100.
5. Start by naming the process: Read what the problem is asking, choose the matching rule, write the setup, and then simplify one step at a time. The setup/work is Volume =  $7 \times 3 \times 2 = 42$ . So the final answer is 42.
6. A good way to think about this is: Read what the problem is asking, choose the matching rule, write the setup, and then simplify one step at a time. The setup/work is Volume =  $8 \times 4 \times 4 = 128$ . So the final answer is 128.
7. Step by step: Read what the problem is asking, choose the matching rule, write the setup, and then simplify one step at a time. The setup/work is Surface area is  $2(lw + lh + wh)$ . With 2, 3, 4:  $2(6 + 8 + 12) = 52$ . So the final answer is 52.
8. Take it one move at a time: Read what the problem is asking, choose the matching rule, write the setup, and then simplify one step at a time. The setup/work is Surface area =  $2(5 \cdot 4 + 5 \cdot 3 + 4 \cdot 3) = 2(47) = 94$ . So the final answer is 94.
9. Start by naming the process: Read what the problem is asking, choose the matching rule, write the setup, and then simplify one step at a time. The setup/work is Surface area =  $2(2 \cdot 2 + 2 \cdot 5 + 2 \cdot 5) = 2(24) = 48$ . So the final answer is 48.
10. A good way to think about this is: Read what the problem is asking, choose the matching rule, write the setup, and then simplify one step at a time. The setup/work is Surface area =  $2(6 \cdot 1 + 6 \cdot 3 + 1 \cdot 3) = 2(27) = 54$ . So the final answer is 54.
11. Step by step: Read what the problem is asking, choose the matching rule, write the setup, and then simplify one step at a time. The setup/work is The labeled dimensions give volume =  $9 \times 2 \times 2 = 36$ . So the final answer is 36.
12. Take it one move at a time: Read what the problem is asking, choose the matching rule, write the setup, and then simplify one step at a time. The setup/work is Volume =  $4 \times 4 \times 4 = 64$ ; this prism is also a cube. So the final answer is 64.
13. Start by naming the process: Read what the problem is asking, choose the matching rule, write the setup, and then simplify one step at a time. The setup/work is Surface area =  $2(10 \cdot 2 + 10 \cdot 1 + 2 \cdot 1) = 2(32) = 64$ . So the final answer is 64.
14. A good way to think about this is: Read what the problem is asking, choose the matching rule, write the setup, and then simplify one step at a time. The setup/work is Surface area =  $2(3 \cdot 3 + 3 \cdot 3 + 3 \cdot 3) = 2(27) = 54$ . So the final answer is 54.
15. Step by step: Read what the problem is asking, choose the matching rule, write the setup, and then simplify one step at a time. The setup/work is The shipping box volume is  $12 \times 6 \times 4 = 288$  cubic inches. So the final answer is 288 in<sup>3</sup>.
16. Take it one move at a time: Read what the problem is asking, choose the matching rule, write the setup, and then simplify one step at a time. The setup/work is The aquarium volume is  $20 \times 10 \times 15 = 3000$  cubic cm. So the final answer is 3000 cm<sup>3</sup>.
17. Start by naming the process: Read what the problem is asking, choose the matching rule, write the setup, and then simplify one step at a time. The setup/work is Cardboard covers the surface:  $2(5 \cdot 4 + 5 \cdot 2 + 4 \cdot 2) = 2(38) = 76$  square feet. So the final answer is 76 ft<sup>2</sup>.
18. A good way to think about this is: Read what the problem is asking, choose the matching rule, write the setup, and then simplify one step at a time. The setup/work is The storage container volume is  $8 \times 3 \times 3 = 72$  cubic meters. So the final answer is 72 m<sup>3</sup>.
19. Step by step: Read what the problem is asking, choose the matching rule, write the setup, and then simplify one step at a time. The setup/work is Use the volume formula backward:  $480 = 12 \cdot 5 \cdot h$ , so  $h = 480 \div 60 = 8$  inches. So the final answer is 8 in.
20. Take it one move at a time: Read what the problem is asking, choose the matching rule, write the setup, and then simplify one step at a time. The setup/work is An open-top planter has no top face:  $6 \cdot 3 + 2(6 \cdot 2) + 2(3 \cdot 2) = 54$  square feet. So the final answer is 54 ft<sup>2</sup>.
21. Start by naming the process: Read what the problem is asking, choose the matching rule, write the setup, and then simplify one step at a time. The setup/work is Ribbon around length-height and width-height loops gives  $2(9 + 3) + 2(4 + 3) = 38$  inches. So the final answer is 38 in.
22. A good way to think about this is: Read what the problem is asking, choose the matching rule, write the setup, and then simplify one step at a time. The setup/work is Box A holds  $8 \cdot 5 \cdot 3 = 120$  cubic inches and Box B holds  $6 \cdot 6 \cdot 4 = 144$ , so the difference is 24 cubic inches. So the final answer is 24 in<sup>3</sup>.
23. Step by step: Read what the problem is asking, choose the matching rule, write the setup, and then simplify one step at a time. The setup/work is Paint all outside faces:  $SA = 2(4 \cdot 3 + 4 \cdot 2 + 3 \cdot 2) = 52$ . At 0.50 dollars per square foot, the cost is 26 dollars. So the final answer is 26 dollars.
24. Take it one move at a time: Read what the problem is asking, choose the matching rule, write the setup, and then simplify one step at a time. The setup/work is From  $94 = 2(5 \cdot 4 + 5h + 4h)$ , get  $47 = 20 + 9h$ , so  $h = 3$  cm. So the final answer is 3 cm.



## Want Even More HiSET Math Practice?



### The Most Comprehensive HiSET Math Preparation Bundle

Prep books, workbooks, and full-length practice tests

Complete review, detailed explanations, and realistic test practice



Scan Me

Prep Books  
Workbooks  
Practice Tests

**Important:** These HiSET Math resources are made for extra practice after the worksheet. Scan the QR code above for the complete HiSET Math preparation bundle.

#### Skill Review

- ✓ Builds number sense, algebra, geometry, and data skills
- ✓ Supports steady review before the HiSET test
- ✓ Great for tutoring, homework, and independent practice

**Build the foundation.**

#### Test Practice

- ✓ Full-length practice tests for realistic pacing
- ✓ Detailed answer explanations for every question
- ✓ Useful after students finish topic worksheets

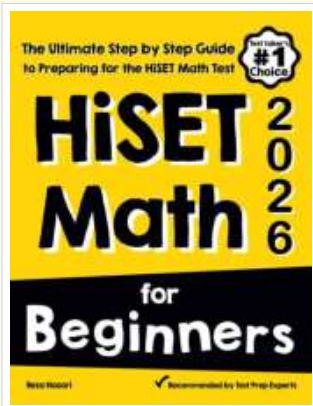
**Practice with purpose.**

#### Confidence

- ✓ Turns mistakes into targeted review
- ✓ Helps students see progress over time
- ✓ Keeps HiSET preparation organized and calm

**Move forward prepared.**

### STUDENT FAVORITE • Master HiSET Math From the Ground Up



#### HiSET Math for Beginners

*The Ultimate Step-by-Step Guide to Preparing for the HiSET Math Test*

Written by a top math teacher and aligned with the latest HiSET Math test. From fractions and percents to algebra and geometry — explained the easy way.

- ✓ **Complete coverage** of every HiSET Math topic — perfect companion to these worksheets
- ✓ **Step-by-step explanations** with worked examples on every topic
- ✓ **QR codes in every chapter** for free video lessons & bonus practice
- ✓ **2 full-length practice tests** with detailed answer keys
- ✓ Perfect for self-study or the classroom

\* **STUDENT'S #1 CHOICE**

Teacher-recommended • trusted HiSET prep

→ **DOWNLOAD INSTANTLY**



Scan Me

Instant download • any device

□ **FIND ON AMAZON**



Scan Me

Paperback on Amazon

Pair these free worksheets with *HiSET Math for Beginners* and you have a complete self-paced HiSET Math path — concept lessons, daily practice, and full exam-style reviews. → [EffortlessMath.com](https://www.EffortlessMath.com)