

Finding Slope

Name: _____ Date: _____ Score: _____ / 18

Quick Review and Helpful Hints

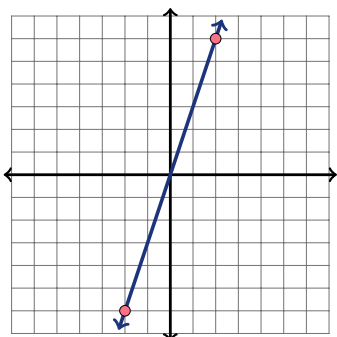
Slope measures steepness: $m = \frac{y_2 - y_1}{x_2 - x_1}$, or rise over run. Keep the subtraction order the same for y and x . Positive slopes rise, negative slopes fall, horizontal lines have slope 0, and vertical lines have undefined slope.

▶ **Example:** Find the slope of the line through (1, 2) and (4, 8). **Work:** Use the formula: $m = \frac{8-2}{4-1} = \frac{6}{3}$. Simplify the fraction. ★ **Answer:** $m = 2$

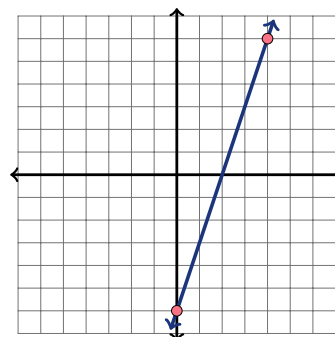
Practice Problems

Find the slope. For graph questions, count rise over run; for point-pair questions, use the slope formula.

1. Use the graph to find the slope of the line.



2. Use the graph to find the slope of the line.



- | | |
|---|--|
| <p>3. (2, 5) and (6, 5) _____</p> <p>4. (0, 1) and (4, 9) _____</p> <p>5. (1, 4) and (3, 0) _____</p> <p>6. (2, 3) and (5, 12) _____</p> <p>7. (-1, 2) and (1, 6) _____</p> <p>8. (0, 7) and (2, 1) _____</p> | <p>9. (3, 1) and (6, 7) _____</p> <p>10. (1, 1) and (5, 3) _____</p> <p>11. (-2, -3) and (2, 5) _____</p> <p>12. (4, 2) and (4, 9) _____</p> <p>13. (0, 5) and (3, 5) _____</p> <p>14. (2, 1) and (8, 5) _____</p> |
|---|--|

Word Problems

- | | |
|--|--|
| <p>15. A ramp rises 3 feet over a horizontal run of 12 feet. What is its slope? _____</p> <p>16. A line passes through (2, 3) and (5, 12). Find its slope. _____</p> | <p>17. A staircase rises 8 inches for every 10 inches forward. What is its slope? _____</p> <p>18. A road drops 50 feet over 200 horizontal feet. What is its slope? _____</p> |
|--|--|



Answer Keys

1.

2.

3.

4.

5.

6.

7.

8.

9.

10.

11.

12.

13.

14.

15.

16.

17.

18.

Step-by-Step Explanations

1. Start by naming the process: Read what the problem is asking, choose the matching rule, write the setup, and then simplify one step at a time. The setup/work is Graph: rise 6, run 2, so $m = 3$. So the final answer is 3.

2. A good way to think about this is: Read what the problem is asking, choose the matching rule, write the setup, and then simplify one step at a time. The setup/work is Graph: rise 6, run 2, so $m = 3$. So the final answer is 3.

3. Step by step: Read what the problem is asking, choose the matching rule, write the setup, and then simplify one step at a time. The setup/work is Matching y -values give rise 0: $m = \frac{0}{4} = 0$. So the final answer is 0.

4. Take it one move at a time: Read what the problem is asking, choose the matching rule, write the setup, and then simplify one step at a time. The setup/work is $m = \frac{0-1}{4-0} = \frac{-1}{4} = -\frac{1}{4}$. So the final answer is $-\frac{1}{4}$.

5. Start by naming the process: Read what the problem is asking, choose the matching rule, write the setup, and then simplify one step at a time. The setup/work is $m = \frac{0-4}{3-1} = \frac{-4}{2} = -2$. So the final answer is -2 .

6. A good way to think about this is: Read what the problem is asking, choose the matching rule, write the setup, and then simplify one step at a time. The setup/work is $m = \frac{12-3}{5-2} = \frac{9}{3} = 3$. So the final answer is 3.

7. Step by step: Read what the problem is asking, choose the matching rule, write the setup, and then simplify one step at a time. The setup/work is $m = \frac{6-2}{1-(-1)} = \frac{4}{2} = 2$. So the final answer is 2.

8. Take it one move at a time: Read what the problem is asking, choose the matching rule, write the setup, and then simplify one step at a time. The setup/work is $m = \frac{1-7}{2-0} = \frac{-6}{2} = -3$. So the final answer is -3 .

9. Start by naming the process: Read what the problem is asking, choose the matching rule, write the setup, and then simplify one step at a time. The setup/work is $m = \frac{7-1}{6-3} = \frac{6}{3} = 2$. So the final answer is 2.

10. A good way to think about this is: Read what the problem is asking, choose the matching rule, write the setup, and then simplify one step at a time. The setup/work is $m = \frac{3-1}{5-1} = \frac{2}{4} = \frac{1}{2}$. So the final answer is $\frac{1}{2}$.

11. Step by step: Read what the problem is asking, choose the matching rule, write the setup, and then simplify one step at a time. The setup/work is $m = \frac{5-(-3)}{2-(-2)} = \frac{8}{4} = 2$. So the final answer is 2.

12. Take it one move at a time: Read what the problem is asking, choose the matching rule, write the setup, and then simplify one step at a time. The setup/work is The x -values match, so the run is 0 and the slope is undefined. So the final answer is undefined.

13. Start by naming the process: Read what the problem is asking, choose the matching rule, write the setup, and then simplify one step at a time. The setup/work is Matching y -values give rise 0, so the slope is 0. So the final answer is 0.

14. A good way to think about this is: Read what the problem is asking, choose the matching rule, write the setup, and then simplify one step at a time. The setup/work is $m = \frac{5-1}{8-2} = \frac{4}{6} = \frac{2}{3}$. So the final answer is $\frac{2}{3}$.

15. Step by step: Read what the problem is asking, choose the matching rule, write the setup, and then simplify one step at a time. The setup/work is Slope $= \frac{3}{12} = \frac{1}{4}$. So the final answer is $\frac{1}{4}$.

16. Take it one move at a time: Read what the problem is asking, choose the matching rule, write the setup, and then simplify one step at a time. The setup/work is $m = \frac{12-3}{5-2} = \frac{9}{3} = 3$. So the final answer is 3.

17. Start by naming the process: Read what the problem is asking, choose the matching rule, write the setup, and then simplify one step at a time. The setup/work is Slope $= \frac{8}{10} = \frac{4}{5}$. So the final answer is $\frac{4}{5}$.

18. A good way to think about this is: Read what the problem is asking, choose the matching rule, write the setup, and then simplify one step at a time. The setup/work is The road drops, so rise is negative: $m = \frac{-50}{200} = -\frac{1}{4}$. So the final answer is $-\frac{1}{4}$.



Want Even More HiSET Math Practice?



The Most Comprehensive HiSET Math Preparation Bundle

Prep books, workbooks, and full-length practice tests
Complete review, detailed explanations, and realistic test practice



Scan Me

Prep Books
Workbooks
Practice Tests

Important: These HiSET Math resources are made for extra practice after the worksheet. Scan the QR code above for the complete HiSET Math preparation bundle.

Skill Review

- ✓ Builds number sense, algebra, geometry, and data skills
- ✓ Supports steady review before the HiSET test
- ✓ Great for tutoring, homework, and independent practice

Build the foundation.

Test Practice

- ✓ Full-length practice tests for realistic pacing
- ✓ Detailed answer explanations for every question
- ✓ Useful after students finish topic worksheets

Practice with purpose.

Confidence

- ✓ Turns mistakes into targeted review
- ✓ Helps students see progress over time
- ✓ Keeps HiSET preparation organized and calm

Move forward prepared.

STUDENT FAVORITE • Master HiSET Math From the Ground Up



HiSET Math for Beginners

The Ultimate Step-by-Step Guide to Preparing for the HiSET Math Test

Written by a top math teacher and aligned with the latest HiSET Math test. From fractions and percents to algebra and geometry — explained the easy way.

- ✓ **Complete coverage** of every HiSET Math topic — perfect companion to these worksheets
- ✓ **Step-by-step explanations** with worked examples on every topic
- ✓ **QR codes in every chapter** for free video lessons & bonus practice
- ✓ **2 full-length practice tests** with detailed answer keys
- ✓ Perfect for self-study or the classroom

* **STUDENT'S #1 CHOICE**

Teacher-recommended • trusted HiSET

prep


→ **DOWNLOAD INSTANTLY**



Scan Me

Instant download • any device

□ **FIND ON AMAZON**



Scan Me

Paperback on Amazon

Pair these free worksheets with *HiSET Math for Beginners* and you have a complete self-paced HiSET Math path — concept lessons, daily practice, and full exam-style reviews. → [EffortlessMath.com](https://www.EffortlessMath.com)