

Box Plots and Interquartile Range

Name: _____ Date: _____ Score: _____ / 30

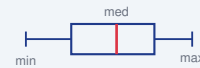
Quick Review and Helpful Hints

A *box plot* shows five numbers: minimum, first quartile Q_1 , median, third quartile Q_3 , and maximum. The *interquartile range* is $IQR = Q_3 - Q_1$, the spread of the middle half of the data. The *range* is maximum - minimum.

▶ **Example:** A data set has $Q_1 = 4$ and $Q_3 = 10$. Find the IQR.

Work: $IQR = Q_3 - Q_1 = 10 - 4$.

★ **Answer:** 6



$IQR = Q_3 - Q_1$.

Practice Problems

Find the requested value.

- | | | | |
|----------------------------------|-------|----------------------------------|-------|
| 1. IQR when $Q_1 = 3, Q_3 = 9$ | _____ | 8. IQR when $Q_1 = 12, Q_3 = 20$ | _____ |
| 2. IQR when $Q_1 = 10, Q_3 = 25$ | _____ | 9. Median of 3, 3, 4, 8, 9 | _____ |
| 3. Median of 2, 4, 6, 8, 10 | _____ | 10. IQR when $Q_1 = 0, Q_3 = 10$ | _____ |
| 4. Median of 1, 3, 5, 7 | _____ | 11. Median of 10, 20, 30, 40, 50 | _____ |
| 5. Min of 5, 8, 2, 10, 7 | _____ | 12. Range from 6 to 31 | _____ |
| 6. Max of 5, 8, 2, 10, 7 | _____ | 13. IQR when $Q_1 = 5, Q_3 = 5$ | _____ |
| 7. Range of 4, 9, 15 | _____ | 14. Median of 2, 4, 4, 6 | _____ |

Word Problems

15. A data set has $Q_1 = 15$ and $Q_3 = 35$. Find the IQR. _____
16. Test scores run from a minimum of 60 to a maximum of 100. Find the range. _____
17. The middle 50% of data spans $Q_1 = 20$ to $Q_3 = 28$. Find the IQR. _____
18. A counselor records five GED practice times: 5, 10, 15, 20, 25 minutes. What is the median practice time? _____



◆ Illustrated Practice

Use each picture. Read the five-number summary, box plot, or dot plot carefully.

$Q_1 = 5$ $Q_3 = 12$ **19. Find the IQR.** _____

25. Which half has the larger spread? _____

20. Find the range. _____

Q_1 Q_3 **26. Find the IQR.** _____

21. Find the median. _____

27. Find the median. _____

22. Find Q_1 . _____

min	Q_1	med	Q_3	max
3	7	10	14	20

28. Find the mode. _____

23. Find Q_3 . _____

min	Q_1	med	Q_3	max
6	9	12	18	22

29. Find the maximum. _____

min	Q_1	med	Q_3	max
12	18	24	30	36

24. Find the range. _____

30. Find the range. _____

min	Q_1	med	Q_3	max
52	61	70	81	88



Answer Keys

- | | | |
|-------------------------------------|-------------------------------------|---|
| 1. <input type="text" value="6"/> | 11. <input type="text" value="30"/> | 21. <input type="text" value="11"/> |
| 2. <input type="text" value="15"/> | 12. <input type="text" value="25"/> | 22. <input type="text" value="7"/> |
| 3. <input type="text" value="6"/> | 13. <input type="text" value="0"/> | 23. <input type="text" value="18"/> |
| 4. <input type="text" value="4"/> | 14. <input type="text" value="4"/> | 24. <input type="text" value="15"/> |
| 5. <input type="text" value="2"/> | 15. <input type="text" value="20"/> | 25. <input type="text" value="upper half"/> |
| 6. <input type="text" value="10"/> | 16. <input type="text" value="40"/> | 26. <input type="text" value="14"/> |
| 7. <input type="text" value="11"/> | 17. <input type="text" value="8"/> | 27. <input type="text" value="4"/> |
| 8. <input type="text" value="8"/> | 18. <input type="text" value="15"/> | 28. <input type="text" value="2"/> |
| 9. <input type="text" value="4"/> | 19. <input type="text" value="7"/> | 29. <input type="text" value="36"/> |
| 10. <input type="text" value="10"/> | 20. <input type="text" value="14"/> | 30. <input type="text" value="36"/> |

Step-by-Step Explanations

1. Start by naming the process: Read what the problem is asking, choose the matching rule, write the setup, and then simplify one step at a time. The setup/work is $9 - 3 = 6$. So the final answer is 6.
2. A good way to think about this is: Read what the problem is asking, choose the matching rule, write the setup, and then simplify one step at a time. The setup/work is $25 - 10 = 15$. So the final answer is 15.
3. Step by step: Read what the problem is asking, choose the matching rule, write the setup, and then simplify one step at a time. The setup/work is The middle value is 6. So the final answer is 6.
4. Take it one move at a time: Read what the problem is asking, choose the matching rule, write the setup, and then simplify one step at a time. The setup/work is Average the middle two: $\frac{3+5}{2} = 4$. So the final answer is 4.
5. Start by naming the process: Read what the problem is asking, choose the matching rule, write the setup, and then simplify one step at a time. The setup/work is The smallest value is 2. So the final answer is 2.
6. A good way to think about this is: Read what the problem is asking, choose the matching rule, write the setup, and then simplify one step at a time. The setup/work is The largest value is 10. So the final answer is 10.
7. Step by step: Read what the problem is asking, choose the matching rule, write the setup, and then simplify one step at a time. The setup/work is $15 - 4 = 11$. So the final answer is 11.
8. Take it one move at a time: Read what the problem is asking, choose the matching rule, write the setup, and then simplify one step at a time. The setup/work is $20 - 12 = 8$. So the final answer is 8.
9. Start by naming the process: Read what the problem is asking, choose the matching rule, write the setup, and then simplify one step at a time. The setup/work is In order 3, 3, 4, 8, 9, the middle is 4. So the final answer is 4.
10. A good way to think about this is: Read what the problem is asking, choose the matching rule, write the setup, and then simplify one step at a time. The setup/work is $10 - 0 = 10$. So the final answer is 10.
11. Step by step: Read what the problem is asking, choose the matching rule, write the setup, and then simplify one step at a time. The setup/work is The middle value is 30. So the final answer is 30.
12. Take it one move at a time: Read what the problem is asking, choose the matching rule, write the setup, and then simplify one step at a time. The setup/work is $31 - 6 = 25$. So the final answer is 25.
13. Start by naming the process: Read what the problem is asking, choose the matching rule, write the setup, and then simplify one step at a time. The setup/work is $5 - 5 = 0$. So the final answer is 0.
14. A good way to think about this is: Read what the problem is asking, choose the matching rule, write the setup, and then simplify one step at a time. The setup/work is Average the middle two: $\frac{4+4}{2} = 4$. So the final answer is 4.
15. Step by step: Read what the problem is asking, choose the matching rule, write the setup, and then simplify one step at a time. The setup/work is $IQR = 35 - 15 = 20$. So the final answer is 20.
16. Take it one move at a time: Read what the problem is asking, choose the matching rule, write the setup, and then simplify one step at a time. The setup/work is $100 - 60 = 40$. So the final answer is 40.
17. Start by naming the process: Read what the problem is asking, choose the matching rule, write the setup, and then simplify one step at a time. The setup/work is $28 - 20 = 8$. So the final answer is 8.
18. A good way to think about this is: Read what the problem is asking, choose the matching rule, write the setup, and then simplify one step at a time. The setup/work is The middle value is 15. So the final answer is 15.
19. The picture gives $Q_1 = 5$ and $Q_3 = 12$. The IQR measures the middle half of the data, so subtract the quartiles: $12 - 5 = 7$.
20. For range, use only the smallest and largest values on the whiskers. The minimum is 4 and the maximum is 18, so $18 - 4 = 14$.
21. The median is the line inside the box. In this box plot, that line is at 11, so the median is 11.
22. Read the labeled five-number summary from left to right. The value under Q_1 is 7, so the first quartile is 7.
23. In a five-number summary, Q_3 is the fourth value shown. The card under Q_3 shows 18, so $Q_3 = 18$.
24. Range is maximum minus minimum. The whiskers run from 1 to 16, and $16 - 1 = 15$.
25. Compare the two sides of the box around the median. The lower half goes from 4 to 6 (spread 2), while the upper half goes from 6 to 14 (spread 8), so the upper half is larger.
26. Use the same IQR rule: $Q_3 - Q_1$. The box starts at 10 and ends at 24, so $24 - 10 = 14$.
27. The dot plot shows the data values 2, 4, 4, 6, 8. The middle value in order is 4, so the median is 4.
28. The mode is the value that appears most often. The tallest stack of dots is over 2, so the mode is 2.
29. The maximum is the last value in the five-number summary. The last card is 36, so the maximum is 36.
30. Use maximum minus minimum. The smallest value is 52 and the largest is 88, so $88 - 52 = 36$.



Want Even More HiSET Math Practice?



The Most Comprehensive HiSET Math Preparation Bundle

Prep books, workbooks, and full-length practice tests

Complete review, detailed explanations, and realistic test practice



Scan Me

Prep Books
Workbooks
Practice Tests

Important: These HiSET Math resources are made for extra practice after the worksheet. Scan the QR code above for the complete HiSET Math preparation bundle.

Skill Review

- ✓ Builds number sense, algebra, geometry, and data skills
- ✓ Supports steady review before the HiSET test
- ✓ Great for tutoring, homework, and independent practice

Build the foundation.

Test Practice

- ✓ Full-length practice tests for realistic pacing
- ✓ Detailed answer explanations for every question
- ✓ Useful after students finish topic worksheets

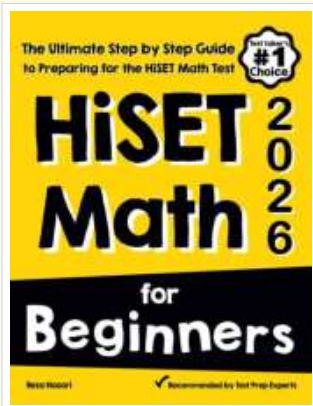
Practice with purpose.

Confidence

- ✓ Turns mistakes into targeted review
- ✓ Helps students see progress over time
- ✓ Keeps HiSET preparation organized and calm

Move forward prepared.

STUDENT FAVORITE • Master HiSET Math From the Ground Up



HiSET Math for Beginners

The Ultimate Step-by-Step Guide to Preparing for the HiSET Math Test

Written by a top math teacher and aligned with the latest HiSET Math test. From fractions and percents to algebra and geometry — explained the easy way.

- ✓ **Complete coverage** of every HiSET Math topic — perfect companion to these worksheets
- ✓ **Step-by-step explanations** with worked examples on every topic
- ✓ **QR codes in every chapter** for free video lessons & bonus practice
- ✓ **2 full-length practice tests** with detailed answer keys
- ✓ Perfect for self-study or the classroom

* **STUDENT'S #1 CHOICE**

Teacher-recommended • trusted HiSET

prep


→ **DOWNLOAD INSTANTLY**



Scan Me

Instant download • any device

□ **FIND ON AMAZON**



Scan Me

Paperback on Amazon

Pair these free worksheets with *HiSET Math for Beginners* and you have a complete self-paced HiSET Math path — concept lessons, daily practice, and full exam-style reviews. → [EffortlessMath.com](https://www.EffortlessMath.com)