

Writing and Solving Proportions

Name: _____

Date: _____

Score: _____ / 17

A **proportion** is an equation that says two ratios are equal—and solving one means finding the missing value that keeps the comparison perfectly balanced. The go-to method is **cross multiplication**, which turns the proportion into a simpler equation you already know how to handle. You will use this skill everywhere: doubling a recipe, reading a map, comparing prices, and solving science problems. Master proportions and you have a tool that works in almost any situation where one quantity changes alongside another!

Key Concepts & Quick Review

Cross-multiplication: $\frac{a}{b} = \frac{c}{d} \Rightarrow a \cdot d = b \cdot c$. **Example:** $\frac{3}{4} = \frac{x}{12} \Rightarrow 3 \cdot 12 = 4x \Rightarrow 36 = 4x \Rightarrow x = 9$.

Check: substitute back — both ratios must simplify to the same value. Always label units to avoid mixing up which quantity goes in the numerator.



Examples

① Solve the proportion: $\frac{5}{8} = \frac{x}{40}$.

Think It Through: Cross-multiply to remove the fractions: $5 \times 40 = 8 \times x$, so $200 = 8x$. Now divide both sides by 8 to isolate the variable: $x = 25$. It is always smart to check by substituting the answer back in. Since $\frac{25}{40}$ simplifies to $\frac{5}{8}$, the solution is correct.

Answer: $x = 25$

② A nurse gives 150 mg of medicine for every 50 kg of body weight. How many milligrams should be given to a patient who weighs 80 kg?

Think It Through: Put the units in the same order on both sides: milligrams over kilograms. That gives $\frac{150}{50} = \frac{x}{80}$. Cross-multiply to get $150 \times 80 = 50x$, or $12,000 = 50x$. Then divide by 50 and find $x = 240$. So a patient weighing 80 kg should receive 240 mg. Keeping the units lined up helps avoid setting up the proportion backward.

Answer: 240 mg



 **Practice Problems**

Solve each proportion for the unknown variable.

1. $\frac{x}{6} = \frac{4}{3}$ _____

2. $\frac{5}{x} = \frac{10}{4}$ _____

3. $\frac{3}{7} = \frac{x}{21}$ _____

4. $\frac{x}{9} = \frac{8}{3}$ _____

5. $\frac{6}{x} = \frac{9}{12}$ _____

6. $\frac{4}{5} = \frac{x}{35}$ _____

7. $\frac{7}{x} = \frac{14}{10}$ _____

8. $\frac{x}{15} = \frac{2}{5}$ _____

9. $\frac{9}{12} = \frac{x}{16}$ _____

10. $\frac{3}{x} = \frac{12}{20}$ _____

11. $\frac{x}{8} = \frac{9}{6}$ _____




12. $\frac{5}{6} = \frac{25}{x}$ _____

13. $\frac{11}{x} = \frac{22}{6}$ _____

14. $\frac{x}{14} = \frac{3}{7}$ _____

15. $\frac{4}{x} = \frac{16}{24}$ _____

Study Tips

-  Set up both ratios with the **same units in the same position**: if one ratio is miles over hours, the other must also be miles over hours.
-  After solving, always **check your answer** by substituting back and confirming both ratios are equal.
-  When cross-multiplying produces large numbers, look for **common factors** to simplify before multiplying — it saves time.

 **Word Problems**

16. A car uses $\frac{3}{4}$ gal of gas to travel 15 mi. Write a proportion and solve to find how many miles the car can travel on a full 12-gallon tank. _____

17. A construction crew lays 45 feet of pipe in 3 hours. Working at the same rate, write and solve a proportion to find how long it will take to lay 180 feet of pipe. Then find how many feet they can lay in a 10-hour workday. _____



Answer Keys

- | | |
|--|--|
| <p>1) 8
2) 2
3) 9
4) 24
5) 8
6) 28
7) 5
8) 6
9) 12</p> | <p>10) 5
11) 12
12) 30
13) 3
14) 6
15) 6
16) 240 <i>mi</i>
17) 180 <i>ft</i>: 12 hours; in 10 hours: 150 feet.</p> |
|--|--|

Step-by-Step Explanations

Strategy: For Multiplying Integers and Rational Numbers, multiply magnitudes first and use sign rules only after the size is clear. Finish integer-multiplication work with units, signs, or labels whenever the problem needs them.

Practice 1: $(-3) \times \frac{2}{5} =$ **Answer:** $-\frac{6}{5}$

In the first example, multiply 3 by $\frac{2}{5}$ for the size, then attach the negative sign from the single negative factor.

Practice 15: $8 \times (-1\frac{3}{8}) =$ **Answer:** -11

Toward the end, change the mixed number to $\frac{11}{8}$; multiplying by 8 cancels neatly, and the negative sign stays with the answer.

Word-problem notes:

16. Answer: Per day: $240 \times (-\frac{3}{8}) = -\90 ; after 5 days: $-\$450$; losing money.

Each share changes by $-\frac{3}{8}$ dollar per day, and there are 240 shares, so multiply: $240 \times (-\frac{3}{8})$. The negative sign means the change is a loss. Simplify the numbers: $240 \div 8 = 30$, so the daily change is $30 \times (-3) = -90$. That means the investor loses \$90 each day. Over 5 days, multiply again: $5 \times (-90) = -450$. The portfolio is losing money, not gaining it.

17. Answer: (a) -14 ft ; (b) -21 ft ; time to -63 ft : 36 s .

First convert the rate: $-1\frac{3}{4} = -\frac{7}{4}$ foot per second. For part (a), multiply by 8: $8 \times (-\frac{7}{4}) = -14$ feet.

For part (b), multiply by 12: $12 \times (-\frac{7}{4}) = -21$ feet. To reach a depth of -63 feet, divide the total depth change by the rate. Since both values are negative, the time is positive: $(-63) \div (-\frac{7}{4}) = 63 \times \frac{4}{7} = 36$ seconds. The negatives describe downward direction, while time itself stays positive.



Want Even More Practice?

Check Out Our Other Rhode Island RICAS Test Books!



Rhode Island RICAS Grade 7 Math Preparation Bundle

18 full-length practice tests across three books (5 + 6 + 7)

No repeated questions—maximum practice value!



18 Tests!
3 Books
One Bundle

Important: All our test books contain **unique, completely different tests** from each other! Each book offers fresh practice questions—no repeats!

5 Practice Tests

- ✓ 5 complete practice tests with detailed explanations
- ✓ Perfect foundation for RICAS test preparation
- ✓ Builds confidence and test-taking skills
- ✓ High-quality questions aligned with state standards

Start your practice journey!

6 Practice Tests

- ✓ 6 complete practice tests with detailed explanations
- ✓ **Unique tests**—different from the 5 tests book
- ✓ Perfect for more practice after mastering 5 tests
- ✓ Builds even more confidence and test-taking skills
- ✓ Same high-quality questions aligned with standards

Take your practice to the next level!

7 Practice Tests

- ✓ 7 complete practice tests for maximum preparation
- ✓ **Unique tests**—different from 5 and 6 tests books
- ✓ The most comprehensive practice for Grade 7
- ✓ Ideal for students aiming for top scores
- ✓ Extensive practice builds mastery and confidence

Go all the way with comprehensive practice!