

Writing and Graphing Inequalities

Name: _____

Date: _____

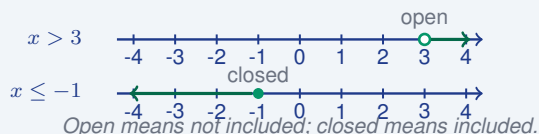
Score: _____ / 18

An **inequality** is like an equation's adventurous cousin—instead of one exact answer, it describes a whole *set* of possible values! Words like “at least,” “more than,” “no greater than,” and “below” translate directly into the symbols \geq , $>$, \leq , and $<$. Graphing the solution on a number line lets you see which values work and which do not. Pay attention to open versus closed circles—they show whether the endpoint is included, and that small detail makes a big difference!

Key Concepts & Quick Review

Symbols: $x > 3$ (open \circ at 3, arrow right); $x \leq -1$ (closed \bullet at -1 , arrow left); $x \geq 5$ (closed \bullet at 5, arrow right).

Words to symbols: “at least” $\Rightarrow \geq$; “at most” $\Rightarrow \leq$; “more than” $\Rightarrow >$; “fewer than” $\Rightarrow <$.



Examples

① Write an inequality and describe its graph for: “a number x is more than -2 but at most 5 .”

Think It Through: Break the sentence into two parts. “More than -2 ” means $x > -2$, which uses an open circle because -2 is not included. “At most 5 ” means $x \leq 5$, which uses a closed circle because 5 is included. Together they form the compound inequality $-2 < x \leq 5$. On the graph, shade only the numbers between those two endpoints.

Answer: $-2 < x \leq 5$; open at -2 , closed at 5

② A roller coaster requires riders to be *at least* 52 inches tall. Write an inequality for h (height) and describe two values that satisfy it and two that do not.

Think It Through: The phrase “at least” means the value can be exactly 52 or anything larger, so the inequality is $h \geq 52$. Values like 52 and 60 satisfy the rule, while values like 51 and 45 do not. On a number line, this is shown with a closed circle at 52 and an arrow to the right.

Answer: $h \geq 52$; closed circle at 52, ray to the right






 **Practice Problems**

Write the inequality described, or write the word description for the given inequality.

1. Write a word description for the inequality $x > 5$. _____
2. Write a word description for the inequality $n \leq -3$. _____
3. Write a word description for the inequality $y \geq 0$. _____
4. Write a word description for the inequality $m < 7$. _____
5. Write an inequality for the phrase “at least 10.” _____
6. Write an inequality for the phrase “fewer than -4 .” _____
7. Write an inequality for the phrase “at most 2.5.” _____
8. Write an inequality for the phrase “more than -1 .” _____
9. For the inequality $x > -6$, state whether the graph uses an open or closed circle. _____
10. For the inequality $x \leq 8$, state whether the graph uses an open or closed circle. _____
11. Write an inequality for the phrase “no more than 100.” _____
12. Write an inequality for the phrase “greater than or equal to 0.” _____
13. Write a word description for the compound inequality $-3 < x \leq 4$. _____
14. Write a word description for the compound inequality $2 \leq n < 9$. _____
15. Write an inequality for the phrase “between -5 and 5 , exclusive.” _____

Study Tips

-  “**At least**” and “**no less than**” both mean \geq (include the endpoint). “More than” means $>$ (exclude it).
-  The **arrow direction** on the number line matches the direction the inequality symbol points when x is on the left.
-  To check a solution, substitute a value in the shaded region and confirm the inequality is true — then check a value outside and confirm it is false.

 **Word Problems**

16. A city ordinance says a backyard trampoline must be set up *more than* 6 feet from any fence and *at most* 20 feet from the house. Let d represent the distance from the fence. Write a compound inequality for the allowable positions, graph it on a number line, and list three values of d that are allowed and two that are not.

17. A theme park has a ride that has a *minimum* weight of 90 pounds and a *maximum* weight of 250 pounds for safety. Write an inequality for the allowable weight w . A visitor weighs 87 lb — are they allowed on the



ride? The visitor's older sibling weighs 260 lb — are they allowed? What is the range of weights that qualify?

18. Write the inequality (using the variable x) shown by each number-line graph, and state whether each endpoint is included or excluded.

Graph A



Graph B



Answer Keys

- | | |
|---|---|
| <p>1) greater than 5</p> <p>2) at most -3</p> <p>3) at least 0</p> <p>4) less than 7</p> <p>5) $x \geq 10$</p> <p>6) $x < -4$</p> <p>7) $x \leq 2.5$</p> <p>8) $x > -1$</p> <p>9) open</p> <p>10) closed</p> <p>11) $x \leq 100$</p> | <p>12) $x \geq 0$</p> <p>13) greater than -3 and at most 4</p> <p>14) at least 2 and less than 9</p> <p>15) $-5 < x < 5$</p> <p>16) $6 < d \leq 20$; allowed: 7, 12, 20; not allowed: 6 (boundary), 21.</p> <p>17) $90 \leq w \leq 250$; 87 lb: No; 260 lb: No; range: [90, 250] pounds.</p> <p>18) Graph A: $x > -1$ (open at -1, -1 excluded); Graph B: $-2 \leq x \leq 3$ (closed at -2 and 3, both included).</p> |
|---|---|

Step-by-Step Explanations

Strategy: For Tips, Commissions, and Fees, treat the percent as a payment rate and connect it to the bill, sale amount, or fee base named in the problem. Money answers need labels because a tip, commission, and fee mean different things.

Practice 1: A restaurant bill is \$40. Find the tip for a 20% tip rate. **Answer:** \$8.00

In the first example, multiply the bill by the tip rate; the tip is a part of the bill, not the whole total.

Practice 15: A restaurant bill is \$50 before tax and tip. Add 9% tax and a 20% tip on the original bill. Find the total paid. **Answer:** \$64.50

Toward the end, use commission rate times sales amount, then combine it with any base pay.

Word-problem notes:

16. Answer: Tax: \$7.68; tip: \$19.20; total: \$122.88; per person: \$30.72.

Find the tax from the pre-tax bill: $96 \times 0.08 = 7.68$ dollars. The tip is also based on the pre-tax amount, so $96 \times 0.20 = 19.20$ dollars. Add bill, tax, and tip together: $96 + 7.68 + 19.20 = 122.88$ dollars. To split the total equally among four friends, divide: $122.88 \div 4 = 30.72$ dollars each. Reading carefully matters here, because the tip is not taken on the taxed amount.

17. Answer: Commissions: \$1,120, \$1,380, \$768; total comm.: \$3,268; total earnings: \$5,768.

A 4% commission means multiply each car's price by 0.04. For the first car, $28,000 \times 0.04 = 1,120$ dollars. For the second, $34,500 \times 0.04 = 1,380$ dollars. For the third, $19,200 \times 0.04 = 768$ dollars. Add the commissions to get $1,120 + 1,380 + 768 = 3,268$ dollars. Then add the base salary: $2,500 + 3,268 = 5,768$ dollars total earnings.



Want Even More Practice?

Check Out Our Other Utah RISE Test Books!



Utah RISE Grade 7 Math Preparation Bundle

18 full-length practice tests across three books (5 + 6 + 7)
No repeated questions—maximum practice value!



18 Tests!
3 Books
One Bundle

Important: All our test books contain **unique, completely different tests** from each other! Each book offers fresh practice questions—no repeats!

5 Practice Tests

- ✓ 5 complete practice tests with detailed explanations
- ✓ Perfect foundation for RISE test preparation
- ✓ Builds confidence and test-taking skills
- ✓ High-quality questions aligned with state standards

Start your practice journey!

6 Practice Tests

- ✓ 6 complete practice tests with detailed explanations
- ✓ **Unique tests**—different from the 5 tests book
- ✓ Perfect for more practice after mastering 5 tests
- ✓ Builds even more confidence and test-taking skills
- ✓ Same high-quality questions aligned with standards

Take your practice to the next level!

7 Practice Tests

- ✓ 7 complete practice tests for maximum preparation
- ✓ **Unique tests**—different from 5 and 6 tests books
- ✓ The most comprehensive practice for Grade 7
- ✓ Ideal for students aiming for top scores
- ✓ Extensive practice builds mastery and confidence

Go all the way with comprehensive practice!