

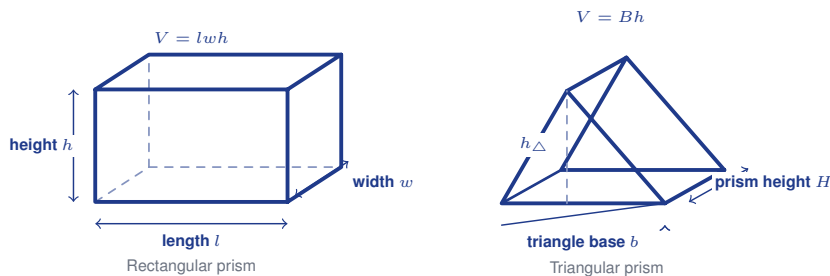
Volume of Prisms

Name: _____

Date: _____

Score: _____ / 17

Volume tells you how much space a solid takes up—or how much it can hold—and for a prism the rule is beautifully simple: find the area of the base and multiply by the height! This works no matter what shape the base is, because a prism is really just a *stack* of identical cross sections. Once you correctly identify the base, every prism volume problem follows the same satisfying pattern.



Key Concepts & Quick Review

Any prism: $V = B \times h$ (B = area of one base, h = length/height of prism).

Rectangular prism: $V = l \times w \times h$. **Triangular prism:** $V = \frac{1}{2}bh_{\Delta} \times H$ where h_{Δ} = triangle height, H = prism height.

Units: if dimensions are in cm, volume is in cm^3 .

Examples

① Find the volume of a rectangular prism: $l = 12\text{ cm}$, $w = 8\text{ cm}$, $h = 5\text{ cm}$.

Think It Through: A rectangular prism's volume is length times width times height. Multiply the three dimensions: $12 \times 8 \times 5 = 96 \times 5 = 480$. Because volume measures space inside a solid, the units are cubic centimeters.

Answer: 480 cm^3

② A triangular prism has a right-triangle base with legs 6 cm and 4 cm . The prism is 10 cm long. Find the volume.

Think It Through: For any prism, volume is base area times prism length. First find the triangular base area: $B = \frac{1}{2}(6)(4) = 12\text{ cm}^2$. Then multiply by the prism length 10 cm : $V = 12 \times 10 = 120\text{ cm}^3$. Separating the work into base area first, then prism length, helps on every non-rectangular prism.

Answer: 120 cm^3



Practice Problems

Find the volume of each prism.

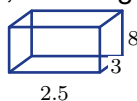
1. A rectangular prism has length 5, width 4, and height 6. Find its volume. _____
2. A rectangular prism has length 9, width 3, and height 8. Find its volume. _____
3. A cube has side length 10. Find its volume. _____
4. A rectangular prism has length 7, width 2, and height 11. Find its volume. _____
5. A triangular prism has a triangular base with base 6 and height 4. The prism length is 9. Find its volume. _____
6. A triangular prism has a right-triangle base with legs 5 and 12. The prism length is 8. Find its volume. _____
7. A triangular prism has a triangular base with base 10 and height 7. The prism length is 6. Find its volume. _____
8. A rectangular prism has length 3.5, width 4, and height 6. Find its volume. _____
9. A rectangular prism has length 15, width 6, and height 4. Find its volume. _____
10. A cube has side length 7. Find its volume. _____
11. A rectangular prism has length x , width $2x$, and height 3. If $x = 4$, find its volume. _____
12. A rectangular prism has volume 240, length 8, and width 5. Find its height. _____



13. A rectangular prism has volume 180, length 9, and height 4. Find its width. _____
14. A triangular prism has base area 15 and prism length 12. Find its volume. _____



15. A rectangular prism has length 2.5, width 3, and height 8. Find its volume. _____



Study Tips

- Identify the base first.** The base is the cross-sectional face that stays the same throughout the prism. Then $V = B \times h$ no matter the shape.
- Volume is always in **cubic units**. If you get a flat answer (cm^2), you missed multiplying by the height.
- Working backwards:** if $V = Bh$, then $B = V/h$ and $h = V/B$. These rearrangements appear frequently in word problems.



 **Word Problems**

16. A fish tank is a rectangular prism 90 *cm* long, 45 *cm* wide, and 50 *cm* tall. It is filled to 80% of capacity. Find the tank's total volume and the volume of water in it. If 1 liter = 1,000 cm^3 , how many liters of water does it hold? _____

17. A Toblerone-style chocolate box is a triangular prism. The triangular cross-section is an equilateral triangle with side 4 *cm* and height 3.46 *cm*. The box is 22 *cm* long. Find the volume of the box. If each cm^3 of chocolate weighs 1.3 *g*, what is the total chocolate mass? _____



Answer Keys

- | | |
|---|--|
| <p>1) 120
2) 216
3) 1000
4) 154
5) 108
6) 240
7) 210
8) 84
9) 360
10) 343</p> | <p>11) 96
12) 6
13) 5
14) 180
15) 60
16) Total $202,500 \text{ cm}^3$; water $162,000 \text{ cm}^3 = 162$ liters
17) Base area 6.92 cm^2; volume about 152.2 cm^3; mass about 197.9 g</p> |
|---|--|

Step-by-Step Explanations

Strategy: For Area of Composite Figures, break the figure into familiar parts, add included areas, subtract holes or removed pieces, and trace only the outside for perimeter. Label each piece before adding or subtracting so the composite figure stays manageable.

Practice 1: Rectangle 10×8 plus rectangle 4×3 **Answer:** 92

In the first example, draw a clean boundary around each simple piece, then add only the regions that remain in the composite figure.

Practice 15: Parallelogram with base 10 and height 6 plus triangle with base 5 and height 6 **Answer:** 90

Toward the end, watch for removed pieces: subtract holes or cutouts after finding the larger surrounding area.

Word-problem notes:

16. Answer: Deck = $20 \times 12 - 14 \times 8 = 240 - 112 = 128 \text{ m}^2$; cost = $128 \times 18.50 = \$2,368$.

Picture the whole outside rectangle first: its area is $20 \times 12 = 240 \text{ m}^2$. The pool cut-out has area $14 \times 8 = 112 \text{ m}^2$. Remove the pool area from the full rectangle to get the deck area: $240 - 112 = 128 \text{ m}^2$. Then multiply by the tile cost, 128×18.50 , to get a total of \$2,368.

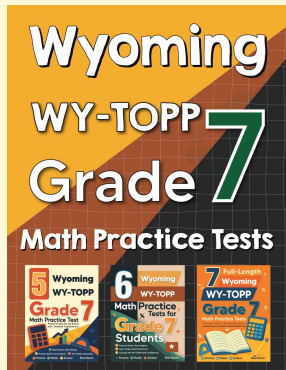
17. Answer: $30 \times 8 + 30 \times 8 - 8 \times 8 = 240 + 240 - 64 = 416 \text{ m}^2$; cost = $416 \times 2.40 = \$998.40$.

Add the areas of the two rectangles first: each one is $30 \times 8 = 240 \text{ m}^2$, so that gives 480 m^2 . But the middle 8×8 square was counted twice, once in each rectangle, so subtract it once: $480 - 64 = 416 \text{ m}^2$. Finally, multiply by the seeding cost, 416×2.40 , to get \$998.40.



Want Even More Practice?

Check Out Our Other Wyoming WY-TOPP Test Books!



Wyoming WY-TOPP Grade 7 Math Preparation Bundle

18 full-length practice tests across three books (5 + 6 + 7)

No repeated questions—maximum practice value!



18 Tests!
3 Books
One Bundle

Important: All our test books contain **unique, completely different tests** from each other! Each book offers fresh practice questions—no repeats!

5 Practice Tests

- ✓ 5 complete practice tests with detailed explanations
- ✓ Perfect foundation for WY-TOPP test preparation
- ✓ Builds confidence and test-taking skills
- ✓ High-quality questions aligned with state standards

Start your practice journey!

6 Practice Tests

- ✓ 6 complete practice tests with detailed explanations
- ✓ **Unique tests**—different from the 5 tests book
- ✓ Perfect for more practice after mastering 5 tests
- ✓ Builds even more confidence and test-taking skills
- ✓ Same high-quality questions aligned with standards

Take your practice to the next level!

7 Practice Tests

- ✓ 7 complete practice tests for maximum preparation
- ✓ **Unique tests**—different from 5 and 6 tests books
- ✓ The most comprehensive practice for Grade 7
- ✓ Ideal for students aiming for top scores
- ✓ Extensive practice builds mastery and confidence

Go all the way with comprehensive practice!