

1. $x + 7 = 15$ _____

2. $n - 4 = -9$ _____

3. $3y = 21$ _____

4. $\frac{m}{5} = 8$ _____

5. $x - 12 = 0$ _____

6. $-4k = 36$ _____

7. $t + (-6) = 10$ _____

8. $\frac{n}{-3} = 7$ _____

9. $9p = -63$ _____

10. $x + \frac{1}{2} = 3$ _____

11. $-8 + m = 2$ _____




12. $6a = -54$ _____

13. $\frac{x}{4} = -5$ _____

14. $y - (-3) = 11$ _____

15. $1.5x = 9$ _____

Study Tips

-  The goal is to get the variable **alone on one side**. Use the *opposite* (inverse) of whatever operation is applied to it.
-  **Always check** by plugging your answer back in. If both sides are equal, you're correct.
-  When dividing both sides, remember: **negative** \div **negative** = **positive**. Keep careful track of signs.

Word Problems

16. A submarine is cruising at a depth of -240 m. The captain orders it to rise to a new depth d by ascending 85 m. Write and solve a one-step equation for the new depth d . Is the submarine still underwater? How many more meters must it ascend to reach the surface? _____
17. An oven is preheating. Its current temperature is $\frac{5}{8}$ of the target temperature of 400°F . Write and solve a one-step equation to find the current temperature. If the oven heats at 20°F per minute, write (but do not yet solve) an equation for how many more minutes m it needs to reach the target. _____



Answer Keys

- | | |
|---|---|
| <p>1) 8</p> <p>2) -5</p> <p>3) 7</p> <p>4) 40</p> <p>5) 12</p> <p>6) -9</p> <p>7) 16</p> <p>8) -21</p> <p>9) -7</p> | <p>10) $\frac{5}{2}$</p> <p>11) 10</p> <p>12) -9</p> <p>13) -20</p> <p>14) 8</p> <p>15) 6</p> <p>16) $d = -155\text{ m}$; still underwater; needs 155 more meters</p> <p>17) Current 250°F; $m = 7.5$ minutes</p> |
|---|---|

Step-by-Step Explanations

Strategy: For Percent Increase and Percent Decrease, compare the change to the original amount, then label whether the quantity went up or down. A percent-change setup should show original, change, and new amount separately.

Practice 1: A value changes from 20 to 28. Find the percent increase or decrease. **Answer:** 40% increase
For the first worked item, compare the change to the original amount, then label the change as an increase.

Practice 15: Find the new value after increasing 500 by 8%. **Answer:** 540
Near the end of this topic, multiply the original amount by the increase factor to get the new value.

Word-problem notes:

16. Answer: Jan→Feb: 15% increase; Feb→Mar: $\approx 7.9\%$ decrease.

For January to February, find the change first: $96,600 - 84,000 = 12,600$. Then divide by the original amount, January's revenue: $\frac{12,600}{84,000} = 0.15 = 15\%$. For February to March, the revenue dropped by $96,600 - 89,000 = 7,600$. Divide that by February's amount because February is the starting value for that change: $\frac{7,600}{96,600} \approx 0.0787$, or about 7.9% decrease. The original amount always goes in the denominator.

17. Answer: % increase: 25%; second student's new score: $75 \times 1.25 = 93.75 \approx 94$.

First find the increase in the first score: $80 - 64 = 16$ points. Now compare that increase to the original score: $\frac{16}{64} = 0.25 = 25\%$. If the second student has the same percent increase, multiply the original score by 1.25 because $100\% + 25\% = 125\% = 1.25$. So $75 \times 1.25 = 93.75$, which rounds to 94. Converting a percent increase into a multiplier is often the quickest method.



Want Even More Practice?

Check Out Our Other Washington Smarter Balanced Test Books!



Washington Smarter Balanced Grade 7 Math Preparation Bundle

18 full-length practice tests across three books (5 + 6 + 7)

No repeated questions—maximum practice value!



18 Tests!
3 Books
One Bundle

Important: All our test books contain **unique, completely different tests** from each other! Each book offers fresh practice questions—no repeats!

5 Practice Tests

- ✓ 5 complete practice tests with detailed explanations
- ✓ Perfect foundation for Smarter Balanced test preparation
- ✓ Builds confidence and test-taking skills
- ✓ High-quality questions aligned with state standards

Start your practice journey!

6 Practice Tests

- ✓ 6 complete practice tests with detailed explanations
- ✓ **Unique tests**—different from the 5 tests book
- ✓ Perfect for more practice after mastering 5 tests
- ✓ Builds even more confidence and test-taking skills
- ✓ Same high-quality questions aligned with standards

Take your practice to the next level!

7 Practice Tests

- ✓ 7 complete practice tests for maximum preparation
- ✓ **Unique tests**—different from 5 and 6 tests books
- ✓ The most comprehensive practice for Grade 7
- ✓ Ideal for students aiming for top scores
- ✓ Extensive practice builds mastery and confidence

Go all the way with comprehensive practice!