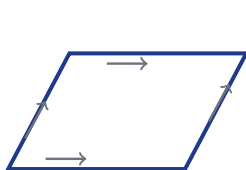


Properties of Quadrilaterals

Name: _____ Date: _____ Score: _____ / 17

A **quadrilateral** is any four-sided polygon, and here is the first fact to remember: its interior angles always add to 360° . Special quadrilaterals—parallelograms, rectangles, rhombuses, squares, and trapezoids—each come with their own bonus properties involving parallel sides, equal sides, equal angles, or diagonal tricks. They even form a family tree: every square is also a rectangle *and* a rhombus, and every rectangle is also a parallelogram! Knowing each shape’s properties helps you identify figures, find missing measurements, and solve real-world design problems.



Parallelogram
opp. sides parallel



Rectangle
4 right angles



Rhombus
4 equal sides



Square
rectangle + rhombus



Trapezoid
1 pair of parallel sides



Isosceles trapezoid
equal legs

Key Concepts & Quick Review

Sum of interior angles of any quadrilateral: 360° .

Shape	Key Properties
Parallelogram	Opposite sides parallel & equal; opposite angles equal
Rectangle	Parallelogram with four 90° angles
Rhombus	Parallelogram with four equal sides
Square	Rectangle <i>and</i> rhombus (four equal sides, four 90° angles)
Trapezoid	Exactly one pair of parallel sides (called bases)
Isosceles trapezoid	Trapezoid with equal non-parallel sides (legs)

Diagonals: In a rectangle, diagonals are equal. In a rhombus, diagonals bisect each other at right angles. A square has both properties.



Examples

① A parallelogram has angles of 70° and 110° . What are the other two angles?

Think It Through: In a parallelogram, opposite angles are always equal and consecutive angles are supplementary (add to 180°). Since one angle is 70° , the angle across from it is also 70° . The two angles next to it must each be $180^\circ - 70^\circ = 110^\circ$. Quick check: $70 + 110 + 70 + 110 = 360^\circ$ —perfect! ✓

Answer: 70° and 110°

② Three angles of a quadrilateral are 95° , 85° , and 100° . Find the fourth angle.

Think It Through: Remember, the four angles of any quadrilateral always add up to 360° . Add the three you know first: $95 + 85 + 100 = 280^\circ$. Then subtract from the total: $360^\circ - 280^\circ = 80^\circ$. So the missing angle is 80° .

Answer: 80°




Practice Problems

Find the missing angle(s) or identify the quadrilateral.

1. Quadrilateral angles: 90° , 90° , 90° , x . Find the fourth angle x . _____
2. Quadrilateral angles: 60° , 120° , 60° , x . Find the fourth angle x . _____
3. Quadrilateral angles: 80° , 100° , 80° , x . Find the fourth angle x . _____
4. Quadrilateral angles: 75° , 105° , 75° , x . Find the fourth angle x . _____
5. Quadrilateral angles: 110° , 70° , 110° , x . Find the fourth angle x . _____
6. Quadrilateral angles: 85° , 95° , 100° , x . Find the fourth angle x . _____
7. Quadrilateral angles: 45° , 135° , 45° , x . Find the fourth angle x . _____
8. Quadrilateral angles: 90° , 90° , 120° , x . Find the fourth angle x . _____
9. Quadrilateral angles: 55° , 125° , 55° , x . Find the fourth angle x . _____
10. Quadrilateral angles: 130° , 50° , 130° , x . Find the fourth angle x . _____
11. In a parallelogram, $\angle A = 65^\circ$. Find the adjacent angle $\angle B$. _____
12. In a rhombus, $\angle P = 72^\circ$. Find the adjacent angle $\angle Q$. _____
13. Identify the quadrilateral with all sides equal and all angles 90° . _____
14. Identify the quadrilateral with exactly one pair of parallel sides. _____
15. Identify the quadrilateral with opposite sides parallel and equal but no right angles. _____



Study Tips

-  **Every square is a rectangle and a rhombus**, but not every rectangle or rhombus is a square. Think of the hierarchy!
-  If all four angles must total 360° and you know three, the fourth is simply 360° minus the sum of the other three.
-  Sketch and label the figure. Mark equal sides with tick marks and parallel sides with arrows to visualise the properties.

Word Problems

16. A picture frame is a parallelogram. One angle measures 65° . What are the measures of the other three angles? _____
17. A park is shaped like a trapezoid. The two base angles on the longer side each measure 70° . Find the measures of the other two angles. _____



Answer Keys

- | | |
|--|---|
| <p>1) 90°</p> <p>2) 120°</p> <p>3) 100°</p> <p>4) 105°</p> <p>5) 70°</p> <p>6) 80°</p> <p>7) 135°</p> <p>8) 60°</p> <p>9) 125°</p> | <p>10) 50°</p> <p>11) 115°</p> <p>12) 108°</p> <p>13) square</p> <p>14) trapezoid</p> <p>15) parallelogram</p> <p>16) 115°, 65°, and 115°.</p> <p>17) Each is 110°.</p> |
|--|---|

Step-by-Step Explanations

Strategy: For Rewriting Expressions to Solve Problems, choose an equivalent form that makes the situation easier to evaluate or compare. The useful form is the one that reveals the pattern the word problem is hiding.

Practice 1: Rearrange the formula $A = lw$ to solve for w . **Answer:** $w = \frac{A}{l}$

In the opening example, rearrange the area formula by dividing both sides by the length.

Practice 15: Simplify the expression $\frac{4x+8}{2}$. **Answer:** $2x + 4$

For the end-of-set item, distribute first, then combine matching terms into one simplified expression.

Word-problem notes:

16. Answer: $C = \frac{5}{9}(F - 32)$; $68^\circ\text{F} = 20^\circ\text{C}$; freeze: 32°F ; boil: 212°F .

Start with $F = \frac{9}{5}C + 32$. Subtract 32 from both sides to get $F - 32 = \frac{9}{5}C$. Then multiply both sides by $\frac{5}{9}$, which gives $C = \frac{5}{9}(F - 32)$. For 68°F , substitute and compute: $C = \frac{5}{9}(68 - 32) = \frac{5}{9}(36) = 20^\circ\text{C}$. To check the freeze and boil points, plug 0°C and 100°C into the original Fahrenheit formula, giving 32°F and 212°F .

17. Answer: $t = \frac{d}{s}$; 60 km: $2.5 \text{ hr} = 2 \text{ hr } 30 \text{ min}$; 90 km: $3.75 \text{ hr} = 3 \text{ hr } 45 \text{ min}$.

Start with $s = \frac{d}{t}$. Multiply both sides by t to get $st = d$, then divide by s to isolate time: $t = \frac{d}{s}$. For 60 km at 24 km/h, $t = \frac{60}{24} = 2.5$ hours, which is 2 hours 30 min. For 90 km, $t = \frac{90}{24} = 3.75$ hours, which is 3 hours 45 min. The formula shows that time gets larger when distance gets larger if the speed stays the same.



Want Even More Practice?

Check Out Our Other Iowa ISASP Test Books!



Iowa ISASP Grade 7 Math Preparation Bundle

18 full-length practice tests across three books (5 + 6 + 7)

No repeated questions—maximum practice value!



18 Tests!
3 Books
One Bundle

Important: All our test books contain **unique, completely different tests** from each other! Each book offers fresh practice questions—no repeats!

5 Practice Tests

- ✓ 5 complete practice tests with detailed explanations
- ✓ Perfect foundation for ISASP test preparation
- ✓ Builds confidence and test-taking skills
- ✓ High-quality questions aligned with state standards

Start your practice journey!

6 Practice Tests

- ✓ 6 complete practice tests with detailed explanations
- ✓ **Unique tests**—different from the 5 tests book
- ✓ Perfect for more practice after mastering 5 tests
- ✓ Builds even more confidence and test-taking skills
- ✓ Same high-quality questions aligned with standards

Take your practice to the next level!

7 Practice Tests

- ✓ 7 complete practice tests for maximum preparation
- ✓ **Unique tests**—different from 5 and 6 tests books
- ✓ The most comprehensive practice for Grade 7
- ✓ Ideal for students aiming for top scores
- ✓ Extensive practice builds mastery and confidence

Go all the way with comprehensive practice!