

# Probability Models

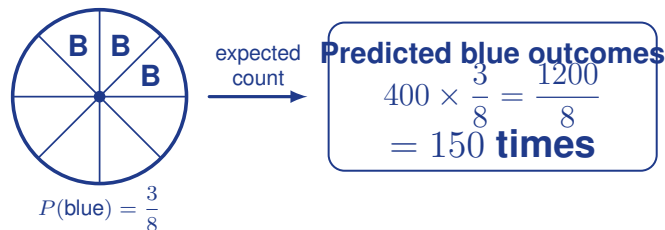
Name: \_\_\_\_\_

Date: \_\_\_\_\_

Score: \_\_\_\_\_ / 18

Probability is not just about single events—you can also use it to **predict** what will happen over many trials! If you know the probability of an event and the number of trials, you can estimate how many times that event should occur. The result is an *expected count*, not a guarantee, because randomness is always in play. But over many trials, expected values become incredibly useful for planning and making smart decisions!

Spinner ( $n = 400$  spins)



## Key Concepts & Quick Review

Expected count =  $n \times P(\text{event})$  where  $n$  = number of trials and  $P(\text{event})$  = probability of the event.

**Note:** Expected count is a *prediction*, not a guarantee. The more trials performed, the closer the actual count will be to the expected count.

## Examples

① A bag contains 3 red marbles and 7 blue marbles. One marble is drawn and replaced each time. In 200 draws, how many times is a red marble expected?

**Think It Through:** Expected count uses the formula  $n \times P(\text{event})$ . Here the probability of red is  $\frac{3}{10}$  because 3 of the 10 marbles are red. Multiply by the number of draws:  $200 \times \frac{3}{10} = 60$ . This does not mean red will appear exactly 60 times, but 60 is the long-run average prediction.

**Answer:** 60 red marbles expected

② A survey shows that 2 out of every 5 students prefer science as their favorite subject. A school has 800 students. Predict how many students prefer science.

**Think It Through:** Turn the survey result into a probability first:  $P(\text{science}) = \frac{2}{5}$ . Then multiply by the total number of students:  $800 \times \frac{2}{5} = 320$ . Expected count is just probability scaled up to the full group.

**Answer:** 320 students predicted






 **Practice Problems**

Compute the expected count using  $\text{Expected count} = n \times P(\text{event})$ .

1. Probability =  $\frac{1}{2}$  over 80 trials. Expected count? \_\_\_\_\_
2. Probability =  $\frac{1}{4}$  over 120 trials. Expected count? \_\_\_\_\_
3. Probability =  $\frac{3}{5}$  over 100 trials. Expected count? \_\_\_\_\_
4. Probability = 0.3 over 200 trials. Expected count? \_\_\_\_\_
5. Probability = 0.75 over 400 trials. Expected count? \_\_\_\_\_
6. A spinner has 2 red sections out of 5. Expected reds in 150 spins? \_\_\_\_\_
7. A fair six-sided die is rolled 300 times. Expected number of 4s? \_\_\_\_\_
8. A bag has 4 green and 6 white counters. Expected greens in 250 draws? \_\_\_\_\_
9. Chance of rain is 40%. Expected rainy days over 25 days? \_\_\_\_\_
10. A fair coin is flipped 500 times. Expected heads? \_\_\_\_\_
11. Probability of blue is  $\frac{3}{8}$ . Expected blues in 400 spins? \_\_\_\_\_
12. Probability of drawing an ace is  $\frac{1}{13}$ . Expected aces in 260 draws? \_\_\_\_\_
13. Chance of a goal is 0.2. Expected goals in 45 shots? \_\_\_\_\_
14. Chance of a win is  $\frac{3}{10}$ . Expected wins in 70 games? \_\_\_\_\_
15. A bag has 7 red and 3 blue counters. Expected blues in 90 draws? \_\_\_\_\_

**Study Tips**

-  Convert percentages to decimals or fractions before using the formula:  $40\% = 0.40 = \frac{2}{5}$ .
-  Expected count is a **long-run average**. In any single experiment the actual count may differ, but over many repetitions the average converges to the expected value.
-  To predict how many will *not* occur, first find  $P(\text{not } A) = 1 - P(A)$ , then multiply by  $n$ .

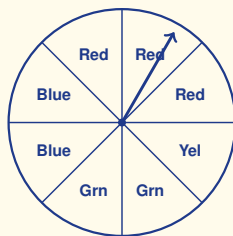
 **Word Problems**

16. A factory machine produces a defective part with probability  $\frac{1}{25}$ . The machine produces 1,500 parts during one shift. (a) How many defective parts are predicted? (b) How many non-defective parts are predicted? (c) The actual number of defective parts was 72. Was the result close to the prediction? \_\_\_\_\_

17. A weather forecast says there is a 35% chance of rain on any day in April. April has 30 days. (a) Predict how many rainy days there will be in April. (b) A gardener waters the garden only on non-rainy days. Predict how many times she will water. (c) She actually watered 22 times. Was April rainier or drier than predicted? \_\_\_\_\_



18. This spinner has 8 equal sectors. Use it to find (a)  $P(\text{Red})$  as a fraction, (b) the expected number of Red outcomes in 200 spins, and (c) the expected number of *non*-Red outcomes in 200 spins.



---



## Answer Keys

- |  |   |
|--|---|
| <p>1) 40<br/>2) 30<br/>3) 60<br/>4) 60<br/>5) 300<br/>6) 60<br/>7) 50<br/>8) 100<br/>9) 10<br/>10) 250<br/>11) 150</p> | <p>12) 20<br/>13) 9<br/>14) 21<br/>15) 27<br/>16) (a) 60; (b) 1440; (c) 72 actual vs. 60 predicted, slightly above prediction<br/>17) (a) about 10–11 rainy days; (b) about 19–20 watering days; (c) about 8 rainy days, drier than predicted<br/>18) (a) <math>\frac{3}{8}</math>; (b) 75 Reds; (c) 125 non-Reds</p> |
|--|---|

### Step-by-Step Explanations

**Strategy:** For Histograms and Stem-and-Leaf Plots, read the display by intervals or stems before calculating totals, centers, or frequencies. Always answer in the language of the display: interval, stem, leaf, frequency, or total.

**Practice 1:** A histogram has interval 0–9 with frequency 4, interval 10–19 with frequency 8, and interval 20–29 with frequency 6. How many data values are shown? **Answer:** 18

In the opening example, read the display by bins or stems first, then answer the question from the organized data.

**Practice 15:** Can you find the exact median from a histogram alone? Explain why or why not. **Answer:** no; only estimate

For the end-of-set item, read the display by bins or stems first, then answer the question from the organized data.

#### Word-problem notes:

**16. Answer:** Stems 7|2 5 8, 8|0 2 5 8, 9|0 3 5. Median =  $\frac{82+85}{2} = 83.5$ .

Start by building the stem-and-leaf plot—the stems are 7, 8, and 9. Once the data is laid out, finding the median is straightforward. With 10 values, positions 5 and 6 share the center when the data is listed in order. Those two values are 82 and 85:  $(82 + 85) \div 2 = 83.5$ . The stem-and-leaf plot makes it easy to spot the middle values at a glance!

**17. Answer:**  $12 + 5 = 17$  students.

"At least 30 *min*" means 30 or more, so we need the bars for 30–44 and 45–59. Read the heights: 12 students and 5 students. Add them:  $12 + 5 = 17$ . So 17 students read for at least 30 *min*.


**18. Answer:** (a)  $4 + 7 + 12 + 5 + 2 = 30$  students; (b) modal interval is 80–89; (c) at least 80:  $12 + 5 + 2 = 19$  students.

Read each bar height: 4, 7, 12, 5, 2. (a) Total students =  $4 + 7 + 12 + 5 + 2 = 30$ . (b) The tallest bar is at the 80–89 interval, so that is the modal interval. (c) "At least 80" means the 80–89, 90–99, and 100 bars combined, giving  $12 + 5 + 2 = 19$  students.



# Want Even More Practice?

Check Out Our Other Georgia Milestones Test Books!



## Georgia Milestones Grade 7 Math Preparation Bundle

18 full-length practice tests across three books (5 + 6 + 7)

No repeated questions—maximum practice value!



**18 Tests!**  
**3 Books**  
**One Bundle**

**Important:** All our test books contain **unique, completely different tests** from each other! Each book offers fresh practice questions—no repeats!

### 5 Practice Tests

- ✓ 5 complete practice tests with detailed explanations
- ✓ Perfect foundation for Milestones test preparation
- ✓ Builds confidence and test-taking skills
- ✓ High-quality questions aligned with state standards

**Start your practice journey!**

### 6 Practice Tests

- ✓ 6 complete practice tests with detailed explanations
- ✓ **Unique tests**—different from the 5 tests book
- ✓ Perfect for more practice after mastering 5 tests
- ✓ Builds even more confidence and test-taking skills
- ✓ Same high-quality questions aligned with standards

**Take your practice to the next level!**

### 7 Practice Tests

- ✓ 7 complete practice tests for maximum preparation
- ✓ **Unique tests**—different from 5 and 6 tests books
- ✓ The most comprehensive practice for Grade 7
- ✓ Ideal for students aiming for top scores
- ✓ Extensive practice builds mastery and confidence

**Go all the way with comprehensive practice!**