

Percents Greater Than 100% and Less Than 1%

Name: _____

Date: _____

Score: _____ / 17

You have probably seen percents between 0 and 100, but guess what—percents can go way beyond that range! A percent greater than 100% means more than one whole, while a percent less than 1% describes only a tiny sliver of the whole. Converting these values to decimals or fractions helps you see their actual size. Once this clicks, the rest of percent problems will feel much more manageable!

Key Concepts & Quick Review

Percent → **Decimal**: divide by 100 (move decimal left 2 places). $250\% = 2.50$. $0.4\% = 0.004$.

Decimal → **Percent**: multiply by 100 (move decimal right 2 places). $3.75 = 375\%$. $0.006 = 0.6\%$.

Fraction → **Percent**: divide numerator by denominator, then $\times 100$.

Examples

① Convert each to a decimal and to a fraction in simplest form: (a) 350% (b) 0.25%

Think It Through: (a) $350\% \div 100 = 3.5$; as a fraction: $\frac{350}{100} = \frac{7}{2}$. (b) $0.25\% \div 100 = 0.0025$; as a fraction: $\frac{0.25}{100} = \frac{25}{10000} = \frac{1}{400}$.

Answer: (a) $3.5 = \frac{7}{2}$; (b) $0.0025 = \frac{1}{400}$

② A town's population grew from 4,000 to 10,000 people in ten years. Express the final population as a percent of the original population. Is this greater than or less than 100%? What does that tell you?

Think It Through: Ratio: $\frac{10,000}{4,000} = 2.5$. As a percent: $2.5 \times 100 = 250\%$. Greater than 100%: the new population is 2.5 times the original, meaning it grew by 150% (more than doubled).

Answer: 250% of original; greater than 100%

Practice Problems

Convert each percent to a decimal, or each decimal/fraction to a percent.

- | | |
|--------------------------------------|--|
| 1. Convert 150% to a decimal. _____ | 7. Convert the decimal 4.2 to a percent. _____ |
| 2. Convert 225% to a decimal. _____ | 8. Convert the decimal 0.003 to a percent. _____ |
| 3. Convert 0.5% to a decimal. _____ | 9. Convert the decimal 1.85 to a percent. _____ |
| 4. Convert 0.08% to a decimal. _____ | 10. Convert the decimal 0.0015 to a percent. _____ |
| 5. Convert 310% to a decimal. _____ | |
| 6. Convert 0.75% to a decimal. _____ | 11. Convert 500% to a decimal. _____ |






12. Convert 0.1% to a decimal.

13. Convert the decimal 2.6 to a percent.

14. Convert the decimal 0.004 to a percent.

15. Convert the fraction $\frac{7}{4}$ to a percent.

Study Tips

-  Moving the decimal **left two places** converts percent to decimal; moving **right two places** converts decimal to percent. Never skip this step.
-  A percent $> 100\%$ means the part is **larger than the whole**. For example, 150% of 40 means $1.5 \times 40 = 60$.
-  A percent $< 1\%$ is **very small**. Write 0.5% as 0.005 before computing — extra zeros are easy to lose track of.

Word Problems

16. A pharmaceutical company reports that a new drug is effective in 0.8% of trial participants. Express 0.8% as a decimal and as a fraction. If 5,000 people participated in the trial, how many showed effectiveness?
- _____
17. A factory produced 600 parts last month and 900 parts this month. Write this month's production as a percent of last month's production. Then express the *increase* as a percent of last month's total. Are either of these percentages greater than 100%?
- _____



Answer Keys

- | | |
|---|--|
| <p>1) 1.5</p> <p>2) 2.25</p> <p>3) 0.005</p> <p>4) 0.0008</p> <p>5) 3.1</p> <p>6) 0.0075</p> <p>7) 420%</p> <p>8) 0.3%</p> <p>9) 185%</p> | <p>10) 0.15%</p> <p>11) 5</p> <p>12) 0.001</p> <p>13) 260%</p> <p>14) 0.4%</p> <p>15) 175%</p> <p>16) 40 people</p> <p>17) This month 150%; increase 50%</p> |
|---|--|

Step-by-Step Explanations

Strategy: For Ratios and Equivalent Ratios, reduce both parts by the same factor or scale both parts by the same factor; the comparison must stay balanced. A clear ratio table keeps the pair order steady and makes scale-factor mistakes easier to catch.

Practice 1: $\frac{6}{9} =$ **Answer:** $\frac{2}{3}$

In the first example, reduce the ratio by the greatest common factor so both parts shrink together.

Practice 15: $\frac{1}{3} = \frac{?}{15}$ **Answer:** 5

Toward the end, scale the denominator from 3 to 15, then use that same factor on the numerator.

Word-problem notes:

16. Answer: $\frac{4}{7} = \frac{?}{280}$; ? = 160 students prefer math.

Match the ratio in the same order both times: math over English. That gives $\frac{4}{7} = \frac{x}{280}$. You can solve by thinking with scale factors or by cross-multiplying. Since $7 \times 40 = 280$, the English group was multiplied by 40, so the math group must also be multiplied by 40: $4 \times 40 = 160$. So 160 students prefer math.


17. Answer: Ratio: $\frac{3}{45} = \frac{1}{15}$; 120 km = 8 cm on the map.

First simplify the scale ratio 3:45. Divide both parts by 3 to get 1:15, which means 1 centimeter stands for 15 kilometers. Now ask: how many groups of 15 are in 120? Since $120 \div 15 = 8$, the map distance is 8 cm. Once the scale is in simplest form, the comparison becomes much easier to use.



Want Even More Practice?

Check Out Our Other Utah RISE Test Books!



Utah RISE Grade 7 Math Preparation Bundle

18 full-length practice tests across three books (5 + 6 + 7)
No repeated questions—maximum practice value!



18 Tests!
3 Books
One Bundle

Important: All our test books contain **unique, completely different tests** from each other! Each book offers fresh practice questions—no repeats!

5 Practice Tests

- ✓ 5 complete practice tests with detailed explanations
- ✓ Perfect foundation for RISE test preparation
- ✓ Builds confidence and test-taking skills
- ✓ High-quality questions aligned with state standards

Start your practice journey!

6 Practice Tests

- ✓ 6 complete practice tests with detailed explanations
- ✓ **Unique tests**—different from the 5 tests book
- ✓ Perfect for more practice after mastering 5 tests
- ✓ Builds even more confidence and test-taking skills
- ✓ Same high-quality questions aligned with standards

Take your practice to the next level!

7 Practice Tests

- ✓ 7 complete practice tests for maximum preparation
- ✓ **Unique tests**—different from 5 and 6 tests books
- ✓ The most comprehensive practice for Grade 7
- ✓ Ideal for students aiming for top scores
- ✓ Extensive practice builds mastery and confidence

Go all the way with comprehensive practice!