

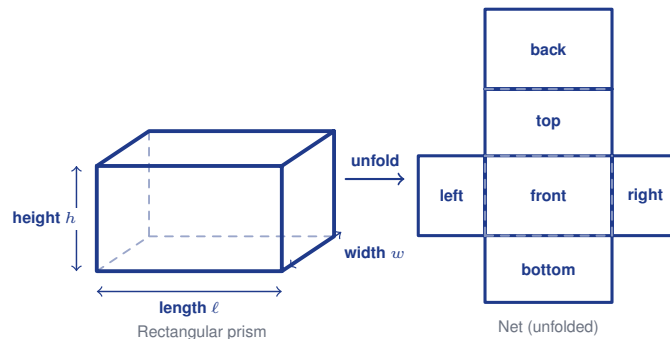
# Nets and Surface Area of Prisms

Name: \_\_\_\_\_

Date: \_\_\_\_\_

Score: \_\_\_\_\_ / 17

A **net** is like an unfolded box—a flat pattern that folds up to make a three-dimensional solid. Studying a net lets you see every face of a prism at once, which makes understanding **surface area** (the total area of all the outside faces) so much easier! Once you can match each face in the net to its spot on the solid, the formulas for prisms practically explain themselves. Think of it as the bridge between 2-D and 3-D thinking!



## Key Concepts & Quick Review

**Rectangular prism:**  $SA = 2(lw + lh + wh)$ . Each term covers one pair of opposite faces.

**Triangular prism:**  $SA = 2(\text{triangle base area}) + \text{sum of 3 rectangular face areas}$ .

**Any prism:**  $SA = 2B + Ph$ , where  $B$  = base area,  $P$  = base perimeter,  $h$  = prism height.

## Examples

① Find the surface area of a rectangular prism:  $l = 10 \text{ cm}$ ,  $w = 6 \text{ cm}$ ,  $h = 4 \text{ cm}$ .

**Think It Through:** A rectangular prism has three different face areas:  $lw$ ,  $lh$ , and  $wh$ . Each one appears twice on the solid, so use  $SA = 2(lw + lh + wh)$ . Here that is  $2(10 \cdot 6 + 10 \cdot 4 + 6 \cdot 4) = 2(60 + 40 + 24)$ . Add inside the brackets first to get 124, then double it to get 248 square centimeters.

**Answer:**  $248 \text{ cm}^2$

② A triangular prism has equilateral triangle bases with side  $6 \text{ cm}$  and height of each triangle  $5.2 \text{ cm}$ . The prism is  $10 \text{ cm}$  tall. Find the surface area.

**Think It Through:** Start with one triangular base:  $B = \frac{1}{2}(6)(5.2) = 15.6 \text{ cm}^2$ . There are two congruent triangle bases, so together they contribute  $2(15.6) = 31.2 \text{ cm}^2$ . The lateral faces are three rectangles, each with one side  $6 \text{ cm}$  and prism length  $10 \text{ cm}$ , so the lateral area is  $3(6 \cdot 10) = 180 \text{ cm}^2$ . Add base area and lateral area to get the total surface area.

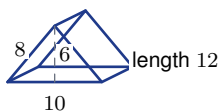
**Answer:**  $211.2 \text{ cm}^2$



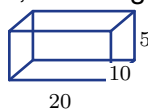
**Practice Problems**

Find the surface area of each prism.

1. A rectangular prism has length 8, width 3, and height 5. Find its surface area. \_\_\_\_\_
2. A rectangular prism has length 12, width 5, and height 4. Find its surface area. \_\_\_\_\_
3. A cube has side length 6. Find its surface area. \_\_\_\_\_
4. A rectangular prism has length 10, width 2, and height 7. Find its surface area. \_\_\_\_\_
5. A rectangular prism has length 9, width 4, and height 3. Find its surface area. \_\_\_\_\_
6. A triangular prism has a triangular base with base 8, height 3, and equal sides 5 and 5. The prism length is 10. Find its surface area. \_\_\_\_\_
7. A triangular prism has a right-triangle base with legs 3 and 4 and hypotenuse 5. The prism length is 9. Find its surface area. \_\_\_\_\_
8. A rectangular prism has length 7.5, width 4, and height 2. Find its surface area. \_\_\_\_\_
9. A rectangular prism has length 15, width 8, and height 6. Find its surface area. \_\_\_\_\_
10. A cube has side length 5. Find its surface area. \_\_\_\_\_
11. A rectangular prism has length  $x + 1$ , width  $x$ , and height 3. If  $x = 4$ , find its surface area. \_\_\_\_\_
12. A triangular prism has a triangular base with base 10, height 6, and equal sides 8 and 8. The prism length is 12. Find its surface area. \_\_\_\_\_

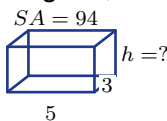


13. A rectangular prism has length 20, width 10, and height 5. Find its surface area. \_\_\_\_\_



14. A rectangular prism has length 6, width 4, and height 3. Find its surface area. \_\_\_\_\_

15. A rectangular prism has surface area 94, length 5, and width 3. Find its height. \_\_\_\_\_



**Study Tips**

- Draw the net.** Label each face's dimensions before computing any area. You can't miss a face if you sketch all 6 (or 5).
- For  $SA = 2(lw + lh + wh)$ : each product covers *one pair* of congruent opposite faces. The factor of 2 counts both.
- A **cube** has 6 identical square faces, so  $SA = 6s^2$ . Memorise this — it's the fastest cube



shortcut.

 **Word Problems**

**16.** A company ships products in rectangular boxes that are  $40\text{ cm}$  long,  $25\text{ cm}$  wide, and  $15\text{ cm}$  tall. Each box is wrapped in brown paper. Find the surface area of one box. If paper costs  $\$0.004$  per  $\text{cm}^2$  and the company ships 500 boxes per day, what is the daily paper cost? \_\_\_\_\_

**17.** A tent is shaped like a triangular prism. The triangular front face is a right triangle with legs  $1.8\text{ m}$  and  $2.4\text{ m}$  (hypotenuse  $3.0\text{ m}$ ). The tent is  $3\text{ m}$  deep, and the  $2.4\text{ m}$  side lies on the ground as the floor. Find the surface area of canvas needed (exclude the floor). If canvas costs  $\$12$  per  $\text{m}^2$ , what is the material cost? \_\_\_\_\_



## Answer Keys

- |   |  |
|---|--|
| <p>1) 158<br/>2) 256<br/>3) 216<br/>4) 208<br/>5) 150<br/>6) 204<br/>7) 120<br/>8) 106<br/>9) 516</p> | <p>10) 150<br/>11) 94<br/>12) 372<br/>13) 700<br/>14) 108<br/>15) 4<br/>16) <math>3,950 \text{ cm}^2</math>; daily cost \$7,900<br/>17) <math>18.72 \text{ m}^2</math>; cost about \$225</p> |
|---|--|

### Step-by-Step Explanations

**Strategy:** For Area of Triangles, pair the chosen base with its perpendicular height before using  $A = \frac{1}{2}bh$ . The height must be perpendicular to the base; that is the most important visual check.

**Practice 1:** Find the area of the triangle. **Answer:**  $42 \text{ sq in}$

In the opening example, substitute the base and perpendicular height into A equals one-half base times height.

**Practice 6:** The area is  $36 \text{ sq yd}$ . Find  $h$ . **Answer:**  $h = 8 \text{ yd}$

For the end-of-set item, substitute the base and perpendicular height into A equals one-half base times height.

**Word-problem notes:**

**7. Answer:** Area =  $\frac{1}{2}(18)(11) = 99 \text{ m}^2$ ; cost =  $99 \times 3.50 = \$346.50$ ; second:  $\frac{1}{2}(36)(5.5) = 99 \text{ m}^2$  — same area. Start with the area formula for a triangle:  $A = \frac{1}{2}bh$ . For the first plot,  $A = \frac{1}{2}(18)(11) = 99$  square meters. To find the fertilizer cost, multiply the area by the cost per square metre:  $99 \times 3.50 = \$346.50$ . For the second plot, the base doubles to 36 but the height halves to 5.5. Since one factor doubles and the other halves, their product stays the same, so the area is still  $99 \text{ m}^2$ .


**8. Answer:** Top:  $500 \text{ cm}^2$ ; bottom:  $700 \text{ cm}^2$ ; total:  $1,200 \text{ cm}^2$ ; cost: \$96.

Treat the kite as two separate triangles and find each area first. The top triangle is  $\frac{1}{2}(40)(25) = 500 \text{ cm}^2$ , and the bottom triangle is  $\frac{1}{2}(40)(35) = 700 \text{ cm}^2$ . Add them to get the total kite area:  $500 + 700 = 1,200 \text{ cm}^2$ . Then multiply by the paper cost,  $1,200 \times 0.08$ , to get \$96. Splitting a composite shape into familiar pieces is often the easiest method.



# Want Even More Practice?

## Check Out Our Other Ohio OST Test Books!



### Ohio OST Grade 7 Math Preparation Bundle

18 full-length practice tests across three books (5 + 6 + 7)  
No repeated questions—maximum practice value!



**18 Tests!**  
**3 Books**  
**One Bundle**

**Important:** All our test books contain **unique, completely different tests** from each other! Each book offers fresh practice questions—no repeats!

#### 5 Practice Tests

- ✓ 5 complete practice tests with detailed explanations
- ✓ Perfect foundation for OST test preparation
- ✓ Builds confidence and test-taking skills
- ✓ High-quality questions aligned with state standards

**Start your practice journey!**

#### 6 Practice Tests

- ✓ 6 complete practice tests with detailed explanations
- ✓ **Unique tests**—different from the 5 tests book
- ✓ Perfect for more practice after mastering 5 tests
- ✓ Builds even more confidence and test-taking skills
- ✓ Same high-quality questions aligned with standards

**Take your practice to the next level!**

#### 7 Practice Tests

- ✓ 7 complete practice tests for maximum preparation
- ✓ **Unique tests**—different from 5 and 6 tests books
- ✓ The most comprehensive practice for Grade 7
- ✓ Ideal for students aiming for top scores
- ✓ Extensive practice builds mastery and confidence

**Go all the way with comprehensive practice!**