

Introduction to Slope and Linear Relationships

Name: _____

Date: _____

Score: _____ / 18

The **slope** of a line tells you its steepness and direction—how much the line rises or falls for every unit you move to the right. You calculate it as $m = \frac{\text{rise}}{\text{run}}$, the change in y divided by the change in x between any two points. A positive slope means the line climbs, a negative slope means it drops, zero gives a flat horizontal line, and an undefined slope gives a vertical one. A **linear relationship** graphs as a straight line whose equation can be written $y = mx + b$, where m is the slope and b is the y -intercept—the point where the line crosses the y -axis. Understand slope now and you will have the foundation for graphing, writing equations, and studying functions in algebra and beyond!



Key Concepts & Quick Review

Slope Formula:

$$m = \frac{\text{rise}}{\text{run}} = \frac{y_2 - y_1}{x_2 - x_1}$$


- **Positive slope** — line goes *up* from left to right.
- **Negative slope** — line goes *down* from left to right.
- **Zero slope** — horizontal line (y does not change).
- **Undefined slope** — vertical line (x does not change).

Slope-intercept form: $y = mx + b$, where m is the slope and b is the y -intercept (where the line crosses the y -axis).




 Examples


① Find the slope of the line passing through (1, 2) and (4, 8).

 **Think It Through:** $m = \frac{8-2}{4-1} = \frac{6}{3} = 2$. The line rises 2 units for every 1 unit to the right.

 **Answer:** $m = 2$

② A line has the equation $y = -3x + 5$. What are the slope and y -intercept?

 **Think It Through:** The equation is already in slope-intercept form $y = mx + b$. So $m = -3$ (the line goes down) and $b = 5$ (crosses the y -axis at (0, 5)).

 **Answer:** slope = -3 , y -intercept = 5

 Practice Problems

Find the slope of the line through each pair of points.

- Find the slope of the line through (2, 3) _____ and (5, 9).
- Find the slope of the line through (0, 4) _____ and (3, 1).
- Find the slope of the line through (1, -2) _____ and (4, 7).
- Find the slope of the line through (-3, 5) _____ and (1, 5).
- Find the slope of the line through (6, 2) _____ and (6, 8).
- Find the slope of the line through (0, 0) _____ and (4, 10).
- Find the slope of the line through (-1, 3) _____ and (2, -3).
- Find the slope of the line through (3, 7) _____ and (5, 11).
- Find the slope of the line through (4, -1) _____ and (8, 3).
- Find the slope of the line through (-2, -4) and (1, 5).
- Find the slope m of the line $y = 4x - 7$.




- Find the slope m of the line $y = -\frac{1}{2}x + 3$.

- Find the slope m of the line $y = x + 6$.

- Find the slope m of the line $y = -5x$.

- Find the y -intercept b of the line $y = \frac{2}{3}x - 1$.

Study Tips

-  Remember: **rise over run**. Rise is the vertical change (y) and run is the horizontal change (x).
-  A **steeper** line has a slope with a larger absolute value. A slope of 5 is steeper than a slope of 2.
-  If two points have the **same x -value**, the slope is undefined (you would divide by zero).



Word Problems

16. A plant is 3 cm tall on Day 1 and 15 cm tall on Day 7. If the growth is linear, what is the rate of growth (slope) in cm per day? _____

17. A phone plan charges a \$10 monthly fee plus \$0.05 per text message. Write an equation for the total monthly cost y in terms of the number of texts x . Then find the cost for 200 texts. _____

18. Use the line graphed here to find the slope of the line, identify the y -intercept, and write the equation in the form $y = mx + b$.





Answer Keys

- | | |
|------------------|--|
| 1) 2 | 10) 3 |
| 2) -1 | 11) 4 |
| 3) 3 | 12) $-\frac{1}{2}$ |
| 4) 0 | 13) 1 |
| 5) undefined | 14) -5 |
| 6) $\frac{5}{2}$ | 15) -1 |
| 7) -2 | 16) 2 cm per day |
| 8) 2 | 17) $y = 0.05x + 10$; for 200 texts the cost is \$20. |
| 9) 1 | 18) $m = \frac{1}{2}$; $b = 1$; $y = \frac{1}{2}x + 1$ |

Step-by-Step Explanations

Tutoring notes not found for this topic.



Want Even More Practice?

Check Out Our Other Arizona AASA Test Books!



Arizona AASA Grade 7 Math Preparation Bundle

18 full-length practice tests across three books (5 + 6 + 7)

No repeated questions—maximum practice value!



18 Tests!
3 Books
One Bundle

Important: All our test books contain **unique, completely different tests** from each other! Each book offers fresh practice questions—no repeats!

5 Practice Tests

- ✓ 5 complete practice tests with detailed explanations
- ✓ Perfect foundation for AASA test preparation
- ✓ Builds confidence and test-taking skills
- ✓ High-quality questions aligned with state standards

Start your practice journey!

6 Practice Tests

- ✓ 6 complete practice tests with detailed explanations
- ✓ **Unique tests**—different from the 5 tests book
- ✓ Perfect for more practice after mastering 5 tests
- ✓ Builds even more confidence and test-taking skills
- ✓ Same high-quality questions aligned with standards

Take your practice to the next level!

7 Practice Tests

- ✓ 7 complete practice tests for maximum preparation
- ✓ **Unique tests**—different from 5 and 6 tests books
- ✓ The most comprehensive practice for Grade 7
- ✓ Ideal for students aiming for top scores
- ✓ Extensive practice builds mastery and confidence

Go all the way with comprehensive practice!