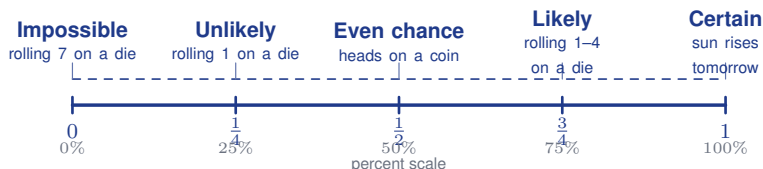


# Introduction to Probability

Name: \_\_\_\_\_ Date: \_\_\_\_\_ Score: \_\_\_\_\_ / 17

**Probability** tells how likely an event is to happen. It ranges from 0 (impossible) to 1 (certain) and can be written as a fraction, decimal, or percent. For fair situations, you simply compare the number of *favourable* outcomes to the *total* number of equally likely outcomes. Learn this idea and you will start reasoning about chance instead of just guessing—that is a game-changer!



## Key Concepts & Quick Review

$$P(E) = \frac{\text{favourable outcomes}}{\text{total outcomes}} \quad 0 \leq P(E) \leq 1. \quad P(\text{impossible}) = 0. \quad P(\text{certain}) = 1.$$

**Complement:**  $P(\text{not } E) = 1 - P(E)$ . All probabilities for a complete sample space sum to 1.

### Examples

① A bag contains 3 red, 5 blue, and 2 yellow marbles. Find: (a)  $P(\text{blue})$  (b)  $P(\text{not red})$  (c)  $P(\text{green})$

**Think It Through:** First count the total number of marbles:  $3 + 5 + 2 = 10$ . For part (a), there are 5 blue marbles out of 10, so  $P(\text{blue}) = \frac{5}{10} = \frac{1}{2}$ . For part (b), use the complement rule: if red has probability  $\frac{3}{10}$ , then not red has probability  $1 - \frac{3}{10} = \frac{7}{10}$ . For part (c), there are no green marbles at all, so the event is impossible and its probability is 0.

**Answer:** (a)  $\frac{1}{2}$ ; (b)  $\frac{7}{10}$ ; (c) 0

② A fair six-sided die is rolled. Find: (a)  $P(\text{even})$  (b)  $P(\text{factor of 6})$  (c)  $P(\text{greater than 4})$

**Think It Through:** List the sample space first:  $\{1, 2, 3, 4, 5, 6\}$ . In part (a), the even outcomes are 2, 4, 6, so there are 3 favourable outcomes out of 6. In part (b), the factors of 6 on a die are 1, 2, 3, 6, so the probability is  $\frac{4}{6} = \frac{2}{3}$ . In part (c), the outcomes greater than 4 are just 5 and 6, so the probability is  $\frac{2}{6} = \frac{1}{3}$ . Counting favourable outcomes carefully is the key step.

**Answer:** (a)  $\frac{1}{2}$ ; (b)  $\frac{2}{3}$ ; (c)  $\frac{1}{3}$






 **Practice Problems**

Write each probability as a fraction in simplest form.

1. A fair six-sided die is rolled. Find  $P(\text{odd})$ . \_\_\_\_\_
2. A fair six-sided die is rolled. Find  $P(\text{prime})$ . \_\_\_\_\_
3. A bag has 4 red and 6 blue counters. Find  $P(\text{red})$ . \_\_\_\_\_
4. A bag has 4 red and 6 blue counters. Find  $P(\text{not blue})$ . \_\_\_\_\_
5. One letter tile is chosen from MATH. Find  $P(\text{vowel})$ . \_\_\_\_\_
6. One letter tile is chosen from STATS. Find  $P(\text{consonant})$ . \_\_\_\_\_
7. One card is drawn from a standard 52-card deck. Find  $P(\text{queen})$ . \_\_\_\_\_
8. One card is drawn from a standard deck. Find  $P(\text{heart})$ . \_\_\_\_\_
9. One card is drawn from a standard deck. Find  $P(\text{face card})$ . \_\_\_\_\_
10. One card is drawn from a standard deck. Find  $P(\text{ace or king})$ . \_\_\_\_\_
11. A bag has 5 white, 3 green, and 2 yellow counters. Find  $P(\text{white})$ . \_\_\_\_\_
12. A bag has 5 white, 3 green, and 2 yellow counters. Find  $P(\text{not green})$ . \_\_\_\_\_
13. A spinner has 4 equal sectors numbered 1 to 4. Find  $P(\text{greater than 2})$ . \_\_\_\_\_
14. A fair six-sided die is rolled. Find  $P(\text{multiple of 3})$ . \_\_\_\_\_
15. A fair six-sided die is rolled. Find  $P(1 \text{ or } 6)$ . \_\_\_\_\_

**Study Tips**

-  Always simplify probability fractions.  $P = 4/8$  should be written as  $1/2$ .
-  The **complement rule**  $P(\text{not } E) = 1 - P(E)$  is often faster than listing all non- $E$  outcomes directly.
-  Probability is **never** negative and **never** greater than 1. If you get a probability outside  $[0, 1]$ , recheck your count.

 **Word Problems**

16. A prize wheel has 12 equal sectors colored as follows: 4 red, 3 blue, 3 green, 1 gold, and 1 silver. (a) What is the probability of landing on gold? (b) What is the probability of landing on red or blue? (c) If “winning” means landing on gold or silver, what is  $P(\text{winning})$ ? (d) What is  $P(\text{losing})$ ? \_\_\_\_\_
17. A quality inspector checks light bulbs from a factory. In a box of 50 bulbs, 3 are defective. A bulb is chosen at random. (a) Find  $P(\text{defective})$  and  $P(\text{not defective})$ . (b) Out of 1,000 bulbs produced daily, predict how many will be defective. (c) If the factory improves its process so  $P(\text{defective}) = \frac{1}{100}$ , how many fewer defective bulbs are expected per day? \_\_\_\_\_



## Answer Keys

- 1)  $\frac{1}{13}$
- 2)  $\frac{1}{13}$
- 3)  $\frac{1}{13}$
- 4)  $\frac{1}{13}$
- 5)  $\frac{1}{13}$
- 6)  $\frac{1}{13}$
- 7)  $\frac{1}{13}$
- 8)  $\frac{1}{13}$
- 9)  $\frac{1}{13}$

- 10)  $\frac{2}{13}$
- 11)  $\frac{1}{2}$
- 12)  $\frac{7}{10}$
- 13)  $\frac{1}{2}$
- 14)  $\frac{1}{3}$
- 15)  $\frac{1}{3}$
- 16) (a)  $\frac{1}{12}$ ; (b)  $\frac{7}{12}$ ; (c)  $\frac{1}{6}$ ; (d)  $\frac{5}{6}$
- 17) (a)  $\frac{3}{50}$ ;  $\frac{47}{50}$ ; (b) 60; (c) 10; 50 fewer

### Step-by-Step Explanations

**Strategy:** For Populations, Samples, and Sampling Methods, name the whole group, the selected group, and the sampling method before judging bias. The wording usually tells whether the sample represents the population fairly.

**Practice 1:** A teacher chooses every 5th student from the class list. Identify the sampling method and state whether it is likely unbiased. **Answer:** systematic

For the first worked item, name the population first; then decide whether the chosen students form a fair sample of that group.

**Practice 15:** A factory tests every 20th item from a production line. Identify the sampling method and one advantage of using it. **Answer:** systematic; efficient

Near the end of this topic, the word “bias” depends on how the sample was chosen, not on whether the topic is interesting.

**Word-problem notes:**

**16. Answer:** Population: all 3,600 students; sample: 180 after-school students; yes, biased; better: random from full student list; sample size about 180.

Population: all 3,600 students; sample: 180 after-school students; biased; better method: random from the full district list; reasonable sample size: about 180.

**17. Answer:** Method A.

Method A is more representative.



# Want Even More Practice?

Check Out Our Other Colorado CMAS Test Books!



## Colorado CMAS Grade 7 Math Preparation Bundle

18 full-length practice tests across three books (5 + 6 + 7)

No repeated questions—maximum practice value!



**18 Tests!**  
**3 Books**  
**One Bundle**

**Important:** All our test books contain **unique, completely different tests** from each other! Each book offers fresh practice questions—no repeats!

### 5 Practice Tests

- ✓ 5 complete practice tests with detailed explanations
- ✓ Perfect foundation for CMAS test preparation
- ✓ Builds confidence and test-taking skills
- ✓ High-quality questions aligned with state standards

**Start your practice journey!**

### 6 Practice Tests

- ✓ 6 complete practice tests with detailed explanations
- ✓ **Unique tests**—different from the 5 tests book
- ✓ Perfect for more practice after mastering 5 tests
- ✓ Builds even more confidence and test-taking skills
- ✓ Same high-quality questions aligned with standards

**Take your practice to the next level!**

### 7 Practice Tests

- ✓ 7 complete practice tests for maximum preparation
- ✓ **Unique tests**—different from 5 and 6 tests books
- ✓ The most comprehensive practice for Grade 7
- ✓ Ideal for students aiming for top scores
- ✓ Extensive practice builds mastery and confidence

**Go all the way with comprehensive practice!**