

# Graphing Proportional Relationships

Name: \_\_\_\_\_

Date: \_\_\_\_\_

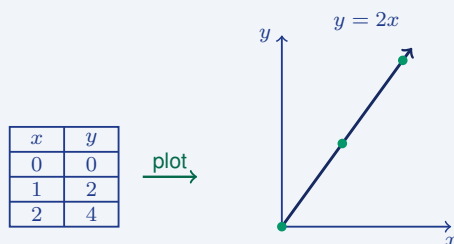
Score: \_\_\_\_\_ / 18

Graphs turn numbers into pictures—and for a proportional relationship, that picture is a straight line through the origin  $(0, 0)$ ! Because the equation is  $y = kx$ , a bigger  $k$  makes a steeper line and a smaller  $k$  makes a flatter one. Plot just a few accurate points, connect them, and you instantly have a tool for estimating, comparing, and predicting. This is where proportional thinking becomes something you can literally see.

## Key Concepts & Quick Review

**To graph  $y = kx$ :** (1) plot  $(0, 0)$ ; (2) choose  $x$ , compute  $y = kx$ , plot  $(x, y)$ ; (3) draw a line through both points and extend with arrows.

**Reading  $k$  from a graph:** pick any point  $(x, y)$  on the line;  $k = \frac{y}{x}$ . Steeper line  $\Rightarrow$  larger  $k$ . Line *must* pass through  $(0, 0)$ .



## Examples

① The equation  $y = 3x$  represents the cost (dollars) of buying  $x$  notebooks. Identify three ordered pairs, state  $k$ , and describe the graph.

**Think It Through:** Use the equation to generate points by plugging in values of  $x$ . If  $x = 0$ , then  $y = 0$ ; if  $x = 1$ , then  $y = 3$ ; if  $x = 2$ , then  $y = 6$ ; and if  $x = 3$ , then  $y = 9$ . So points on the graph include  $(0, 0)$ ,  $(1, 3)$ , and  $(2, 6)$ . The constant of proportionality is  $k = 3$ , which means \$3 per notebook. Because the equation is proportional, the graph is a straight line through the origin.

**Answer:**  $k = 3$ ; points:  $(0, 0)$ ,  $(1, 3)$ ,  $(2, 6)$

② A graph of a proportional relationship passes through  $(5, 8)$ . Find  $k$ , write the equation, and find  $y$  when  $x = 15$ .

**Think It Through:** In a proportional relationship,  $k = \frac{y}{x}$ . Using the point  $(5, 8)$ ,  $k = \frac{8}{5} = 1.6$ . That means the equation is  $y = 1.6x$ . To find  $y$  when  $x = 15$ , substitute into the equation:  $y = 1.6 \times 15 = 24$ . The point tells you the rate, and the rate gives you the whole equation.

**Answer:**  $k = 1.6$ ;  $y = 1.6x$ ;  $y = 24$  when  $x = 15$



### Practice Problems

Find  $k$  from the given point on a proportional graph, or find the missing coordinate.

- The point  $(2, 6)$  lies on a proportional \_\_\_\_\_ graph. Find the constant of proportionality  $k$ .
- The point  $(3, 9)$  lies on a proportional \_\_\_\_\_ graph. Find the constant of proportionality  $k$ .
- The point  $(4, 10)$  lies on a proportional \_\_\_\_\_ graph. Find the constant of proportionality  $k$ .
- The point  $(5, 20)$  lies on a proportional \_\_\_\_\_ graph. Find the constant of proportionality  $k$ .
- The point  $(6, 15)$  lies on a proportional \_\_\_\_\_ graph. Find the constant of proportionality  $k$ .
- The point  $(8, 12)$  lies on a proportional \_\_\_\_\_ graph. Find the constant of proportionality  $k$ .
- In the proportional relationship  $y = kx$ , \_\_\_\_\_ use  $k = 3$  and  $x = 7$  to find  $y$ .
- In the proportional relationship  $y = kx$ , \_\_\_\_\_ use  $k = 2.5$  and  $x = 4$  to find  $y$ .
- In the proportional relationship  $y = kx$ , \_\_\_\_\_ use  $k = \frac{1}{2}$  and  $x = 10$  to find  $y$ .
- In the proportional relationship  $y = kx$ , \_\_\_\_\_ use  $k = 4$  and  $y = 32$  to find  $x$ .
- In the proportional relationship  $y = kx$ , \_\_\_\_\_ use  $k = 0.75$  and  $y = 6$  to find  $x$ .
- The point  $(9, 27)$  lies on a proportional graph. Find the constant of proportionality  $k$ .
- In the proportional relationship  $y = kx$ , \_\_\_\_\_ use  $k = 6$  and  $x = 5$  to find  $y$ .
- The point  $(10, 4)$  lies on a proportional graph. Find the constant of proportionality  $k$ .
- In the proportional relationship  $y = kx$ , \_\_\_\_\_ use  $k = \frac{3}{5}$  and  $x = 15$  to find  $y$ .

### Study Tips

-  The graph of  $y = kx$  always passes through **the origin**  $(0, 0)$  — if the line misses the origin, the relationship is not proportional.
-  Use **at least two points** when graphing a line: the origin plus one other computed point. A third point helps you check accuracy.
-  Reading  $k$  from a graph: pick a point **on the gridline intersection** so the coordinates are exact, then divide  $y$  by  $x$ .

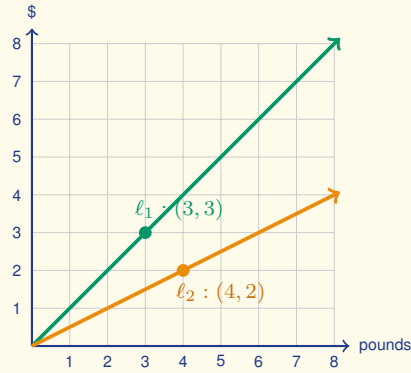
### Word Problems

- A graph of a delivery driver's earnings passes through the origin and through the point  $(4, \$50)$ . Find  $k$  (earnings per hour), write the equation, and use it to find earnings after a 10-hour shift and after a 40-hour work week. \_\_\_\_\_
- Two cyclists ride at constant speeds. Cyclist A's graph passes through  $(2, 30)$  and Cyclist B's graph passes through  $(3, 39)$ . Find  $k$  (speed in miles per hour) for each cyclist, write both equations, and determine how far



apart they would be after 5 hours if they start at the same point and ride in the same direction. \_\_\_\_\_

18. This graph shows two proportional relationships,  $\ell_1$  and  $\ell_2$ , that represent the costs of two different fruits per pound. Use the highlighted lattice points to find the constant of proportionality for each line, write each equation in the form  $y = kx$ , and identify which fruit is the more expensive per pound.



## Answer Keys

- |   |   |
|---|---|
| <p>1) 3<br/>2) 3<br/>3) 2.5<br/>4) 4<br/>5) 2.5<br/>6) 1.5<br/>7) 21<br/>8) 10<br/>9) 5<br/>10) 8</p> | <p>11) 8<br/>12) 3<br/>13) 30<br/>14) 0.4<br/>15) 9<br/>16) <math>k = \\$12.50/\text{hr}</math>; <math>y = 12.5x</math>; \$125 for 10 hr;<br/>\$500 for 40 hr<br/>17) A: 15 <i>mph</i>; B: 13 <i>mph</i>; 10 <i>mi</i> apart<br/>18) <math>\ell_1</math>: \$1/lb; <math>\ell_2</math>: \$0.50/lb; <math>\ell_1</math> is more expensive</p> |
|---|---|

### Step-by-Step Explanations

**Strategy:** For Exponents and Powers of Rational Numbers, read an exponent as repeated multiplication, not as multiplication by the exponent, and keep parentheses in mind when the base is fractional or negative. A strong explanation names the repeated factor and keeps the base intact.

**Practice 1:**  $3^4 =$  **Answer:** 81

In the opening example, expand the power mentally as repeated multiplication, keeping the base exactly as written.

**Practice 15:**  $\left(\frac{5}{6}\right)^2 =$  **Answer:**  $\frac{25}{36}$

For the end-of-set item, expand the power mentally as repeated multiplication, keeping the base exactly as written.

**Word-problem notes:**

**16. Answer:** After 8 hours: 256; after 10 hours: 1,024.

$2^8 = 256$  cells after 8 hours.  $2^{10} = 1,024$  cells after 10 hours.


**17. Answer:** 3rd bounce:  $\left(\frac{3}{4}\right)^3 = \frac{27}{64} m$ ; 4th bounce:  $\left(\frac{3}{4}\right)^4 = \frac{81}{256} m$ .

After  $n$  bounces the height is  $\left(\frac{3}{4}\right)^n m$ .  $\left(\frac{3}{4}\right)^3 = \frac{27}{64} \approx 0.42 m$ .  $\left(\frac{3}{4}\right)^4 = \frac{81}{256} \approx 0.32 m$ .



# Want Even More Practice?

Check Out Our Other Pennsylvania PSSA Test Books!



## Pennsylvania PSSA Grade 7 Math Preparation Bundle

18 full-length practice tests across three books (5 + 6 + 7)  
No repeated questions—maximum practice value!



**18 Tests!**  
**3 Books**  
**One Bundle**

**Important:** All our test books contain **unique, completely different tests** from each other! Each book offers fresh practice questions—no repeats!

### 5 Practice Tests

- ✓ 5 complete practice tests with detailed explanations
- ✓ Perfect foundation for PSSA test preparation
- ✓ Builds confidence and test-taking skills
- ✓ High-quality questions aligned with state standards

**Start your practice journey!**

### 6 Practice Tests

- ✓ 6 complete practice tests with detailed explanations
- ✓ **Unique tests**—different from the 5 tests book
- ✓ Perfect for more practice after mastering 5 tests
- ✓ Builds even more confidence and test-taking skills
- ✓ Same high-quality questions aligned with standards

**Take your practice to the next level!**

### 7 Practice Tests

- ✓ 7 complete practice tests for maximum preparation
- ✓ **Unique tests**—different from 5 and 6 tests books
- ✓ The most comprehensive practice for Grade 7
- ✓ Ideal for students aiming for top scores
- ✓ Extensive practice builds mastery and confidence

**Go all the way with comprehensive practice!**