

Drawing Geometric Figures with Given Conditions

Name: _____

Date: _____

Score: _____ / 17

Drawing a figure from a set of conditions is part art, part logic! You are not just sketching—you are deciding whether the information given determines *one* figure, *many* figures, or *no* figure at all. Side lengths, angle measures, and other constraints each restrict the shape in different ways. This topic helps you think like a true geometer by focusing on what is possible and *why*.



Equilateral
all sides equal; angles 60°



Right isosceles
 $90^\circ, 45^\circ, 45^\circ$



Scalene obtuse
all sides different



Quadrilateral
4 sides; angles sum to 360°

Key Concepts & Quick Review

Unique figure: SSS, SAS, ASA all produce exactly one triangle (up to flips).

No triangle: sum of two sides \leq third side; or angles don't sum to 180° .

Infinitely many: AAA (angles only) or just one/two side(s) with no angle condition.

Quadrilateral interior angles: always sum to 360° .

Examples

① How many different triangles can be drawn with angles 50° , 60° , and 70° ?

Think It Through: The three angles add to 180° , so they do describe a valid triangle. But angles alone fix only the shape, not the size. That means you can draw the same shape larger or smaller forever. So there are infinitely many similar triangles, even though they are not all congruent.

Answer: *Infinitely many (similar but not congruent)*

② Draw a quadrilateral with three angles 85° , 100° , and 92° . Find the fourth angle. Is this quadrilateral unique?

Think It Through: The interior angles of any quadrilateral add to 360° . Add the three known angles: $85^\circ + 100^\circ + 92^\circ = 277^\circ$. Then subtract from 360° to get the missing angle: $360^\circ - 277^\circ = 83^\circ$. Even though the four angles are now known, the figure is still not unique because many different quadrilaterals can share the same angle measures.

Answer: *Fourth angle = 83° ; not a unique figure*



Practice Problems

For each set of conditions: state whether 0, 1, or infinitely many figures are possible, and find any missing angles or sides.

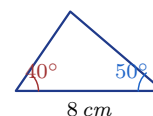
1. A triangle has angles $60^\circ, 60^\circ, 60^\circ$. How many different triangles can be drawn? _____

2. A triangle has side lengths $4, 4, 4$ cm. How many different triangles can be drawn? _____
Classify it by side lengths.

3. A triangle has angles $90^\circ, 90^\circ, 10^\circ$. Decide whether the triangle is possible. _____

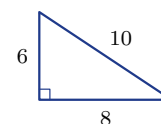
4. A triangle has side lengths $3, 3, 7$ cm. Decide whether the triangle is possible. _____

5. A triangle has angles 40° and 50° with an included side of 8 cm. How many different triangles can be drawn? _____



6. A triangle has angles $70^\circ, 70^\circ$, and c° . Find c and classify the triangle. _____

7. A triangle has side lengths $6, 8, 10$ cm. Decide whether it is possible and whether it is a right triangle. _____



8. Quadrilateral angles: $90^\circ, 90^\circ, 90^\circ, ?^\circ$. Find the fourth angle. _____

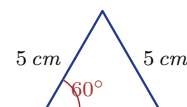


9. A triangle has side lengths 5 cm, 12 cm, and c cm. Find the possible range for c . _____

10. A triangle has angles $50^\circ, 60^\circ, 70^\circ$ and a 5 cm side included between the 50° and 60° angles. How many different triangles can be drawn? _____

11. Quadrilateral: three angles are 80° each. Find the fourth angle. _____

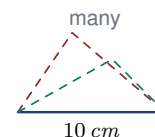
12. A triangle has two sides of 5 cm with an included angle of 60° . Classify the triangle and state how many different triangles can be drawn. _____



13. A triangle has angles $110^\circ, 40^\circ$, and c° . Find c and classify the triangle. _____

14. Quadrilateral angles: $100^\circ, 85^\circ, 95^\circ, ?^\circ$. Find the fourth angle. _____

15. A triangle is described by one side length of 10 cm and no angle measures. How many different triangles are possible? _____



Study Tips

- 👉 Before drawing anything, **check the conditions**: do angles sum correctly? Do sides satisfy the triangle inequality? Invalid conditions produce zero figures.
- 👉 Angles alone (AAA) → infinitely many similar figures. Adding one side length pins down the size and gives exactly one figure (ASA or AAS).
- 👉 For quadrilaterals: interior angles sum to 360° always. Knowing three angles determines the fourth, but the shape is still not unique — you also need side information.

Word Problems

16. An artist wants to cut a triangular piece of stained glass with angles $(2x + 10)^\circ$, $(3x - 5)^\circ$, and $(x + 15)^\circ$. Find x and all three angles. Does this give a unique triangle shape? If the artist also specifies one side as 20 cm (between the first two angles), is the triangle now unique? _____
17. A city planner sketches a quadrilateral park with three known corner angles: 78° , 102° , and 95° . Find the fourth angle. Is the park's exact shape (perimeter and layout) determined by these angles? What additional information would be needed to uniquely describe the park? _____



Answer Keys

- | | |
|---|--|
| <p>1) infinitely many</p> <p>2) one; equilateral</p> <p>3) impossible</p> <p>4) impossible</p> <p>5) one</p> <p>6) $c = 40^\circ$; isosceles acute</p> <p>7) possible; right triangle</p> <p>8) 90°</p> <p>9) $7 < c < 17$</p> <p>10) one</p> | <p>11) 120°</p> <p>12) equilateral; one</p> <p>13) $c = 30^\circ$; obtuse</p> <p>14) 80°</p> <p>15) infinitely many</p> <p>16) $x \approx 26.67$; angles $63.3^\circ, 75^\circ, 41.7^\circ$; infinitely many from angles alone; one with ASA</p> <p>17) Fourth angle 85°; shape not determined; needs side lengths and/or diagonals</p> |
|---|--|

Step-by-Step Explanations

Strategy: For Solving One-Step and Two-Step Inequalities, solve as you would an equation, but reverse the inequality sign whenever you multiply or divide by a negative. Inequality work stays simple when the variable is isolated before the graph is drawn.

Practice 1: $x+4>9$ **Answer:** $x > 5$

For the first sample, undo the operations in order and pause at any negative coefficient before choosing the symbol direction.

Practice 15: $7 - 2x \geq -3$ **Answer:** $x \leq 5$

Late in the set, check one value from the solution side of the graph to confirm the inequality direction.

Word-problem notes:

16. Answer: $3 - \frac{1}{4}m \geq 0 \Rightarrow m \leq 12 \text{ mi}$; yes, $42 > 12$ — fuel stop needed!

Start with the amount of gas left after driving m miles. Since the car begins with 3 gal and uses $\frac{1}{4} \text{ gal}$ per mile, the amount remaining is $3 - \frac{1}{4}m$. To avoid running out, that amount must stay at least 0, so write $3 - \frac{1}{4}m \geq 0$. Solving gives $m \leq 12$, which means the car can go at most 12 mi . Because 42 is much greater than 12, the driver definitely needs fuel before making that trip.

17. Answer: $35 + 5\ell > 120 \Rightarrow \ell > 17$; exactly 17: $35 + 85 = 120$, which is *not* more than 120 — does not qualify.

Anya already has 35 laps, and over the next 5 days she adds 5ℓ more laps, so the total is $35 + 5\ell$. Because she needs more than 120 laps, write the inequality $35 + 5\ell > 120$. Subtract 35 to get $5\ell > 85$, then divide by 5 to find $\ell > 17$. If she swims exactly 17 laps per day, her total would be $35 + 5(17) = 120$, and 120 is not more than 120, so she would not qualify.

18. Answer: $x \geq -3$; closed circle at -3 , ray to the right. Check $x = 0$: $-2(0) + 5 = 5 \leq 11 \checkmark$.

Subtract 5 from both sides to get $-2x \leq 6$. Then divide both sides by -2 and *flip* the inequality (because we divided by a negative): $x \geq -3$. Graph by drawing a closed circle at -3 and shading the ray to the right. Test $x = 0$ in the original inequality: $-2(0) + 5 = 5$, and $5 \leq 11$ is true, so the solution checks.



Want Even More Practice?

Check Out Our Other Maine Through Year Assessment Test Books!



Maine Through Year Assessment Grade 7 Math Preparation Bundle

18 full-length practice tests across three books (5 + 6 + 7)

No repeated questions—maximum practice value!



18 Tests!
3 Books
One Bundle

Important: All our test books contain **unique, completely different tests** from each other! Each book offers fresh practice questions—no repeats!

5 Practice Tests

- ✓ 5 complete practice tests with detailed explanations
- ✓ Perfect foundation for Through Year Assessment test preparation
- ✓ Builds confidence and test-taking skills
- ✓ High-quality questions aligned with state standards

Start your practice journey!

6 Practice Tests

- ✓ 6 complete practice tests with detailed explanations
- ✓ **Unique tests**—different from the 5 tests book
- ✓ Perfect for more practice after mastering 5 tests
- ✓ Builds even more confidence and test-taking skills
- ✓ Same high-quality questions aligned with standards

Take your practice to the next level!

7 Practice Tests

- ✓ 7 complete practice tests for maximum preparation
- ✓ **Unique tests**—different from 5 and 6 tests books
- ✓ The most comprehensive practice for Grade 7
- ✓ Ideal for students aiming for top scores
- ✓ Extensive practice builds mastery and confidence

Go all the way with comprehensive practice!