

Dividing Integers and Rational Numbers

Name: _____

Date: _____

Score: _____ / 17

You already have all the tools you need for this! Combine the sign rules from Chapter 1 with the **Keep · Change · Flip** rule and every rational-number division becomes a multiplication problem. First, decide the sign of the quotient (same signs → positive, different signs → negative). Then flip the second number, multiply, and simplify. A great final check: multiply your answer by the divisor—if you get the original dividend back, you nailed it!

Key Concepts & Quick Review

Step 1 — Sign: same signs ⇒ +; different signs ⇒ −

Step 2 — KCF on absolute values: $n \div \frac{a}{b} = \frac{n}{1} \times \frac{b}{a}$ **Example:** $(-6) \div \frac{3}{4}$: different signs ⇒ −;
 $6 \times \frac{4}{3} = 8$; result: −8

Examples

① Find $\left(-\frac{3}{4}\right) \div \left(-\frac{3}{8}\right)$.

Think It Through: Start with the sign. A negative divided by a negative is positive, so the answer will be positive. Now ignore the signs for a moment and use Keep, Change, Flip: $\frac{3}{4} \div \frac{3}{8} = \frac{3}{4} \times \frac{8}{3}$. The 3s cancel, and 8 and 4 simplify to 2 and 1, so the result is 2. Then bring back the positive sign. This is why separating the sign step from the fraction step makes division easier.

Answer: 2

② A diver descends at a constant rate of $-\frac{3}{4}$ foot per second. The diver needs to reach a depth of −6 feet. How many seconds does the dive take?

Think It Through: Time is found by dividing the total depth change by the rate: $(-6) \div \left(-\frac{3}{4}\right)$. Because both numbers are negative, the quotient is positive. Now use Keep, Change, Flip on the numbers: $6 \div \frac{3}{4} = 6 \times \frac{4}{3} = \frac{24}{3} = 8$. So the dive takes 8 seconds. That makes sense, because time should come out positive even though the diver is moving downward.

Answer: 8 s

Practice Problems

Divide. Determine the sign first, then apply Keep · Change · Flip. Simplify.

1. $(-6) \div \frac{3}{4} =$ _____

3. $\left(-\frac{2}{3}\right) \div \left(-\frac{4}{9}\right) =$ _____




2. $\frac{5}{8} \div (-4) =$ _____

4. $(-10) \div \frac{5}{6} =$ _____



5. $\frac{3}{4} \div (-6) =$	_____	10. $\left(-\frac{4}{5}\right) \div (-8) =$	_____
6. $\left(-\frac{7}{8}\right) \div \frac{7}{4} =$	_____	11. $(-2) \div (-1\frac{1}{2}) =$	_____
7. $(-9) \div \left(-\frac{3}{4}\right) =$	_____	12. $3 \div (-1\frac{1}{2}) =$	_____
8. $\frac{5}{6} \div \left(-\frac{10}{3}\right) =$	_____	13. $(-2\frac{1}{4}) \div \frac{3}{4} =$	_____
9. $(-15) \div \frac{3}{5} =$	_____	14. $(-3\frac{1}{3}) \div (-1\frac{2}{3}) =$	_____
		15. $5\frac{1}{2} \div (-2\frac{3}{4}) =$	_____

Study Tips

-  The sign of the quotient is determined *before* you flip anything — flip only affects the magnitude.
-  Verify answers by multiplying back: quotient \times divisor should equal the dividend.
-  For decimal divisors, convert to fractions first (e.g., $2.5 = \frac{5}{2}$) if cross-cancelling would simplify the work.

Word Problems

16. The temperature in a freezer drops at a constant rate. Over $3\frac{1}{2}$ hours the total temperature change is $-10\frac{1}{2}$ degrees Fahrenheit. Write a division expression to find the rate of change per hour and evaluate it. If the freezer started at -5°F , what is the temperature after $3\frac{1}{2}$ hours? _____

17. A pipe drains water from a tank at $-\frac{5}{6}$ gal per minute. How many minutes does it take to drain 10 gal? If a second pipe simultaneously fills the tank at $\frac{2}{5}$ gal per minute, what is the combined rate of change per minute? At the combined rate, how long does it take to drain the full 10 gal? _____



Answer Keys

- 1) -8
- 2) $-\frac{5}{32}$
- 3) $\frac{3}{2}$
- 4) -12
- 5) $-\frac{1}{8}$
- 6) $-\frac{1}{2}$
- 7) 12
- 8) $-\frac{1}{4}$
- 9) -25

- 10) $\frac{1}{10}$
- 11) $\frac{4}{3}$
- 12) -2
- 13) -3
- 14) 2
- 15) -2
- 16) Rate -3°F/hr ; final temperature -15.5°F
- 17) Drain alone: 12 min; combined rate: $-\frac{13}{30}$ gal/min; combined time: ≈ 23.1 min.

Step-by-Step Explanations

Tutoring notes not found for this topic.



Want Even More Practice?

Check Out Our Other Virginia SOL Test Books!



Virginia SOL Grade 7 Math Preparation Bundle

18 full-length practice tests across three books (5 + 6 + 7)
No repeated questions—maximum practice value!



18 Tests!
3 Books
One Bundle

Important: All our test books contain **unique, completely different tests** from each other! Each book offers fresh practice questions—no repeats!

5 Practice Tests

- ✓ 5 complete practice tests with detailed explanations
- ✓ Perfect foundation for SOL test preparation
- ✓ Builds confidence and test-taking skills
- ✓ High-quality questions aligned with state standards

Start your practice journey!

6 Practice Tests

- ✓ 6 complete practice tests with detailed explanations
- ✓ **Unique tests**—different from the 5 tests book
- ✓ Perfect for more practice after mastering 5 tests
- ✓ Builds even more confidence and test-taking skills
- ✓ Same high-quality questions aligned with standards

Take your practice to the next level!

7 Practice Tests

- ✓ 7 complete practice tests for maximum preparation
- ✓ **Unique tests**—different from 5 and 6 tests books
- ✓ The most comprehensive practice for Grade 7
- ✓ Ideal for students aiming for top scores
- ✓ Extensive practice builds mastery and confidence

Go all the way with comprehensive practice!